Window Replacements for

# Morehead City Middle School

## Carteret County Schools
## NCDSP Unit 160 - School 318

400 Barbour Rd / Morehead City / North Carolina

### ABBREVIATIONS

| | |
|---|---|
| AFF | ABOVE FINISH FLOOR |
| L | ANGLE |
| AB | ANCHOR BOLT |
| @ | AT |
| B/B | BACK TO BACK (CURB) |
| BRG | BEARING |
| BD | BOARD |
| BC | BRICK COURSE |
| BLDG | BUILDING |
| CI | CAST IRON |
| CPT | CARPET |
| CB | CATCH BASIN |
| CLG | CEILING |
| CT | CEILING TILE |
| CB | CHALKBOARD |
| CJ | CONSTRUCTION JOINT |
| CONC | CONCRETE |
| CMU | CONCRETE MASONRY UNIT |
| CG | CORNER GUARD |
| CMP | CORRUGATED METAL PIPE |
| CONT. | CONTINUOUS |
| C & R | CURTAIN & ROD |
| C & T | CURTAIN & TRACK |
| DIA | DIAMETER |
| DIM | DIMENSION |
| DS | DOWNSPOUT |
| DWR | DRAWER |
| EA | EACH |
| EC | ELECTRICAL CONTRACTOR |
| EIFS | EXTERIOR INSULATION & FIN SYSTEM |
| ELECT | ELECTRICAL |
| EWC | ELECTRIC WATER COOLER |
| ELEV | ELEVATION |
| EQ | EQAUL |
| ETR | EXISTING TO REMAIN |
| EXIST | EXISTING |
| EXP | EXPOSED, EXPANSION |
| EJ | EXPANSION JOINT |
| F/F | FACE TO FACE (CURB) |
| FIN | FINISH |
| FE | FIRE EXTINGUISHER |
| FEC | FIRE EXTINGUISHER CABINET |
| FHC | FIRE HOSE CABINET |
| FTG | FOOTING |
| FD | FLOOR DRAIN |
| FL | FLOOR |
| FSR | FLEXIBLE SHEET ROOFING |
| GB | GYPSUM WALLBOARD |
| GC | GENERAL CONTRACTOR |
| HM | HOLLOW METAL |
| HOR | HORIZONTAL |
| INSUL | INSULATION |
| INV | INVERT |
| JT | JOINT |
| LAV | LAVATORY |
| MAS | MASONRY |
| MAX | MAXIMUM |
| MB | MARKER BOARD |
| MET | METAL |
| MC | MECHANICAL CONTRACTOR |
| MT | METAL THRESHOLD |
| MIN | MINIMUM |
| MISC | MISCELLANEOUS |
| NOM | NOMINAL |
| N | NORTH |
| NIC | NOT IN CONTRACT |
| NTS | NOT TO SCALE |
| OC | ON CENTER |
| OPG | OPENING |
| OPP | OPPOSITE |
| PC | PLUMBING CONTRACTOR |
| PLAS | PLASTER |
| PL | PLATE |
| PT | PRESSURE TREATED |
| R | RADIUS |
| REF | REFERENCE |
| RENIF | REINFORCED |
| RCP | REINFORCE CONCRETE PIPE |
| REQ'D | REQUIRED |
| RFS | RUBBER FASTENING STRIP |
| RI | RIGID INSULATION |
| R/W | RIGHT OF WAY |
| RD | ROOF DRAIN |
| RDL | ROOF DRAIN LEADER |
| RGH | ROUGH |
| SCHED | SCHEDULED |
| SCJ | SAW CUT JOINT |
| SH | SHELF |
| SHTG | SHEATHING |
| SIM | SIMILAR |
| SPEC | SPECIFIED |
| SPECS | SPECIFICATIONS |
| STD | STANDARD |
| SUSP | SUSPENDED |
| TB | TACKBOARD |
| TYP | TYPICAL |
| TJC | TYPICAL CONTROL JOINT |
| UON | UNLESS OTHERWISE NOTED |
| UR | URINAL |
| VB | VAPOR BARRIER |
| VERT | VERTICAL |
| VCT | VINYL COMPOSITION TILE |
| WC | WATER CLOSET |
| WWF | WELDED WIRE FABRIC |
| W/ | WITH |


**Hite associates**

**ARCHITECTURE / PLANNING / TECHNOLOGY**

*2600 Meridian Drive / Greenville, N.C. 27834 / tel 252-757-0333*


### DRAWING INDEX


BCS-101 BUILDING CODE SUMMARY

A-101 WINDOW ELEVATIONS / DETAILS

ORIGINAL BUILDING DRAWINGS (ANNOTATIONS FOR NEW WORK IN RED):

00 COVER SHEET
01 OVERALL FLOOR PLAN
02 EXTERIOR ELEVATIONS / WALL DETAILS
03 COURTYARD ELEVATIONS / WALL SECTIONS / DETAILS
04 BUILDING SECTION / INTERIOR ELEVATIONS / WALL DETAILS
05 ENLARGED TOILET PLAN / INTERIOR ELEVATIONS
06 DOOR & WINDOW ELEVATIONS & DETAILS
07 PLAN & SCHEDULES - NORTHWEST CLASSROOM QUADRANT
08 BUILDING SECTION / INTERIOR ELEVATIONS / WALL DETAILS
09 ENLARGED HOME ARTS PLAN & INTERIOR ELEVATIONS
10 MUSIC & BAND SECTIONS & INTERIOR ELEVATIONS
11 PLAN & SCHEDULES - NORTHEAST CLASSROOM QUADRANT
12 BUILDING SECTION / INTERIOR ELEVATIONS / WALL DETAILS
13 PLAN & SCHEDULES - SOUTHEAST CLASSROOM QUADRANT
14 ENLARGED ART CLASSROOM PLAN / INTERIOR ELEVATIONS
15 SHOP CLASSROOM BUILDING SECTION / INTERIOR ELEVATIONS
16 PLAN & SCHEDULES - GYM & COMMONS AREA
17 ENLARGED LOCKER FLOOR PLAN / INTERIOR ELEVATIONS
18 GYMNASIUM SECTIONS & DETAILS
19 GYMNASIUM & COMMONS INTERIOR ELEVATIONS
20 FOUNDATION PLAN / DETAILS / FOOTING SCHEDULE
21 2ND FLOOR FRAMING PLAN / DETAILS / LINTEL SCHEDULE
22 ROOF FRAMING PLAN / SCHEDULE / DETAILS

copyright 2023 Hite associates

# Building Code Summary
# Window Replacement Existing Building

Name of Project: Broad Creek Middle School
Address: 2382 Highway 24, Newport, NC
Proposed Use: Education
Owner or Authorized Agent: James G. Hite  Phone No. (252) 757-0333  e-mail jgh@hiteassoc.com
Owned by: [X] City/County [ ] Private [ ] State
Code Enforcement Jurisdiction: [ ] City [X] County [ ] State

## LEAD DESIGN PROFESSIONAL: James G. Hite, AIA

| Designer | Firm | Name | License # | Telephone # | e-mail |
|---|---|---|---|---|---|
| Architectural | Hite Associates | James G. Hite, AIA | NC 3754 | (252) 757-0333 | jgh@hiteassoc.com |
| Civil | NA | | | | |
| Electrical | NA | | | | |
| Fire Alarm | NA | | | | |
| Plumbing | NA | | | | |
| Mechanical | NA | | | | |
| Sprinkler-Standpipe | NA | | | | |
| Structural | NA | | | | |
| Retaining Walls>5' High | NA | | | | |
| Other | NA | | | | |

## 2018 NC BUILDING CODE:
[ ] New Building [ ] Shell / Core [ ] 1st Time Interior Completions
[ ] Addition [ ] Phased Construction - Shell Core

## 2018 NC EXISTING BUILDING CODE:
[ ] Prescriptive [X] Alteration Level I [ ] Historic Property
[ ] Repair [ ] Alteration Level II [ ] Change of Use
[ ] Chapter 14 [ ] Alteration Level III

CONSTRUCTED 1974  CURRENT USE EDUCATION
RENOVATED 2023  PROPOSED USE EDUCATION
OCCUPANCY CATEGORY (TABLE 1604.5): CURRENT: III  PROPOSED: III

## BUILDING DATA
Construction Type: [ ] I-A [ ] II-A [ ] III-A [ ] IV [ ] V-A
[ ] I-B [X] II-B [ ] III-B [ ] V-B
Mixed Construction: [X] No [ ] Yes Types

Sprinklers:
Ground Floor [X] No [ ] Yes [ ] Partial [ ] NFPA 13 [ ] NFPA 13R [ ] NFPA 13D
Equipment Platform [ ] No [X] Yes [ ] Partial [ ] NFPA 13 [ ] NFPA 13R [ ] NFPA 13D
Standpipes: [X] No [ ] Yes Class [ ] I [ ] II [ ] III [ ] Wet [ ] Dry
Fire District: [ ] No [X] Yes Flood Hazard Area: [X] No [ ] Yes
Building Height: Feet: 21' Number of Stories: 1
Special Inspections Required: [X] No [ ] Yes

Gross Building Area:

| Floor | Existing (SQ FT) | New (SQ FT) | Sub-Total |
|---|---|---|---|
| | | | |
| | | | |
| Equipment Platform | | | |
| Third Floor | | | |
| Second Floor | | | |
| First Floor | 98,167 | | |
| | | | |
| Total | 98,167 | | |

## ALLOWABLE AREA
Primary Occupancy:
Assembly [ ] A-1 [ ] A-2 [ ] A-3 [ ] A-4 [ ] A-5
[ ] Business
[X] Educational
Factory [ ] F-1 Moderate [ ] F-2 Low
Hazardous [ ] H-1 Detonate [ ] H-2 Deflagrate [ ] H-3 Combust [ ] H-4 Health [ ] H-5 HPM
Institutional [ ] I-1 [ ] I-2 [ ] I-3 [ ] I-4
I-3 Condition [ ] 1 [ ] 2 [ ] 3 [ ] 4 [ ] 5
[ ] Mercantile
Residential [ ] R-1 [ ] R-2 [ ] R-3 [ ] R-4
Storage [ ] S-1 Moderate [ ] S-2 Low [ ] High-Piled
Parking Garage [ ] Open [ ] Enclosed [ ] Repair
[ ] Utility and Miscellaneous

Accessory Occupancy Classification(s): Assembly, Business, S-1
Incidental Uses (Table 509): NA
This Separation is not exempt as a Non-Separated Use (see exceptions)
Special Uses (Chapter 4 - List code Sections): NA
Special Provisions (Chapter 5 - List code Sections): NA

Mixed Occupancy: [ ] No [X] Yes Separation: Hr: Exception:

[ ] Non-Separated Use (508.3)
The required type of construction of the building shall be determined by applying the height and area limitations for each of the applicable occupancies to the entire building. The most restrictive type of construction, so determined, shall apply to the entire building.

[ ] Separated Use (508.4) - See below for area calculations
For each story, the area of the occupancy shall be such that the sum of the ratios of the actual floor area of each use divided by the allowable floor area for each use shall not exceed 1.

$$\frac{\text{Actual Area of Occupancy A}}{\text{Allowable Area of Occupancy A}} + \frac{\text{Actual Area of Occupancy B}}{\text{Allowable Area of Occupancy B}} \leq 1$$

$$\frac{0}{0} + \frac{0}{0} + 0 \leq 1.00$$

| STORY NO. | DESCRIPTION AND USE | (A) BLDG AREA PER STORY (ACTUAL) | (B) TABLE 506.2 AREA a | (C) AREA FOR OPEN SPACE INCREASE 1.5 | (D) ALLOWABLE AREA OR UNLIMITED 2,3 |
|---|---|---|---|---|---|
| | | | | | |
| | | | | | |
| | | | | | |
| | | | | | |

1 Frontage increases from Section 506.2 are computed thus:
a. Perimeter which fronts a public way or open space having 20 feet minimum width = 0 (F)
b. Total Building Perimeter = 0 (P)
c. Ratio (F/P) = 0 (F/P)
d. W= Minimum width of public way = 0 (W)
2 Unlimited area applicable under conditions of Section 507.
3 Maximum Building Area = total number of stories in the building x D (506.2)
4 The maximum area of parking garages must comply with 406.5.4. The maximum area of air traffic control towers must comply with 412.3.1.
5 Frontage increase is based on the unsprinkled area value in Table 506.2.

## ALLOWABLE HEIGHT

| | ALLOWABLE | SHOWN ON PLANS | CODE REFERENCE |
|---|---|---|---|
| Building Height in Feet (Table 504.3) | Feet 75 | 21 | |
| Building Height in Stories (Table 504.4) | Stories 3 | 1 | |

## FIRE PROTECTION REQUIREMENTS

| BUILDING ELEMENT | FIRE SEPARATION DISTANCE (FEET) | RATING REQ'D | RATING PROVIDED (W/ * REDUCTION) | DETAIL NO. AND SHEET NO. | DESIGN NO. FOR RATED ASSEMBLY | DESIGN NO. FOR RATED PENETRATION | DESIGN NO. FOR RATED JOIST |
|---|---|---|---|---|---|---|---|
| Structural frame, including columns, girders, trusses | | NA | NA | NA | NA | NA | NA |
| Bearing walls | | | | | | | |
| Exterior | | | | | | | |
| North | NA | NA | NA | NA | NA | NA | NA |
| East | NA | NA | NA | NA | NA | NA | NA |
| West | NA | NA | NA | NA | NA | NA | NA |
| South | NA | NA | NA | NA | NA | NA | NA |
| Interior | NA | NA | NA | NA | NA | NA | NA |
| Nonbearing walls and partitions Exterior | | | | | | | |
| North | NA | NA | NA | NA | NA | NA | NA |
| East | NA | NA | NA | NA | NA | NA | NA |
| West | NA | NA | NA | NA | NA | NA | NA |
| South | NA | NA | NA | NA | NA | NA | NA |
| Interior | | NA | NA | NA | NA | NA | NA |
| Floor construction including support beams and joist | | NA | NA | NA | NA | NA | NA |
| Above Corridor | | NA | NA | NA | NA | NA | NA |
| Columns Supporting Floors | | | | | | | |
| Roof construction including support beams and joist | | NA | NA | NA | NA | NA | NA |
| Roof Ceiling Assembly | | NA | NA | NA | NA | NA | NA |
| Columns Supporting Roof | | NA | NA | NA | NA | NA | NA |
| Shafts - Exit | | NA | NA | NA | NA | NA | NA |
| Shafts - Other | | NA | NA | NA | NA | NA | NA |
| Corridor Separation | | NA | NA | NA | NA | NA | NA |
| Occupancy Separation | | NA | NA | NA | NA | NA | NA |
| Party/Fire Wall Separation | | NA | NA | NA | NA | NA | NA |
| Fire Barrier Separation | | NA | NA | NA | NA | NA | NA |
| Smoke Partition | | NA | NA | NA | NA | NA | NA |
| Tenant Separation | | NA | NA | NA | NA | NA | NA |
| Incidental Use Separation | | NA | NA | NA | NA | NA | NA |

* ICC Approved Assembly

## PERCENTAGE OF WALL AREA CALCULATIONS

| FIRE SEPARATION DISTANCE FROM PROPERTY LINES | DEGREE OF OPENINGS PROTECTION (TABLE 705.8) | ALLOWABLE AREA | ACTUAL SHOWN ON PLANS |
|---|---|---|---|
| >30 | Unprotected | No Limit | NA |
| 10 < 15 | Unprotected | NA | NA |

## WIND DESIGN DATA / REQUIREMENTS FOR REPLACEMENT WINDOWS

| | | | |
|---|---|---|---|
| 1. Ultimate wind speed, Vult (3-second gust), miles per hour and normal wind speed, Vasp | Vult = 123 mph, 3 sec. Gust<br>Vasp = 95.3 mph | | |
| 2. Risk category: | III | | |
| 3. Wind exposure category: | C | | |
| 4. Application internal pressure coefficient: | +/- .018 | | |
| 5. Design wind pressures to be used for exterior component and cladding materials which are not specifically designed by the registered design professional responsible for the design of the structure: | | Positive (PSF) | Negative (PSF) |
| | ZONE 4 | 22.9 | -24.9 |
| | ZONE 5 | 22.9 | -30.7 |

## LIFE SAFETY SYSTEM REQUIREMENTS
Emergency Lighting: [ ] No [X] Yes
Exit Signs: [ ] No [X] Yes
Fire Alarm: [ ] No [X] Yes
Smoke Detection Systems: [ ] No [X] Yes
Carbon Monoxide Detection: [ ] No [X] Yes

Life Safety Plan Sheet #: NA
[ ] Fire and/or smoke rated wall locations (Chapter 7)
[ ] Assumed and real property line locations
[ ] Exterior wall opening area with respect to distance to assumed property lines (705.8)
[ ] Occupancy types for each area as it relates to occupant load calculation (Table 1004.1.2)
[ ] Occupant loads for each area
[ ] Exit access travel distances (1017)
[ ] Common path of travel distances (Tables 1006.2.1 & 1006.3.2(1))
[ ] Dead end lengths (1020.4)
[ ] Clear exit widths for each exit door
[ ] Maximum calculated occupant load capacity each exit door can accommodate based on egress width (1005.3)
[ ] Actual occupant load for each exit door
[ ] A separate schematic plan indicating where fire rated floor/ceiling and/or roof structure is provided for purposes of occupancy separation
[ ] Location of doors with panic hardware (1010.1.10)
[ ] Location of doors with delayed egress locks and the amount of delay (1010.1.9.7)
[ ] Location of doors with electromagnetic egress locks (1010.1.9.9)
[ ] Location of doors equipped with hold-open devices
[ ] Location of emergency escape windows (1030)
[ ] The square footage of each fire area (202)
[ ] The square footage of each smoke compartment for Occupancy Classification I-2 (407.5)
[ ] Note any code exceptions or table notes that may have been utilized regarding the items above

## ACCESSIBLE DWELLING UNITS (SECTION 1107)

| LOT OR PARKING AREA | ACCESSIBLE UNITS REQUIRED | ACCESSIBLE UNITS PROVIDED | TYPE A UNITS REQUIRED | TYPE A UNITS PROVIDED | TYPE B UNITS REQUIRED | TYPE B UNITS PROVIDED | TOTAL ACCESSIBLE UNITS PROVIDED |
|---|---|---|---|---|---|---|---|
| | | | | | | | |

## ACCESSIBLE PARKING (SECTION 1106)

| LOT OR PARKING AREA | TOTAL NO. OF PARKING SPACES REQUIRED | TOTAL NO. OF PARKING SPACES PROVIDED | NO. OF ACCESSIBLE SPACES REQUIRED / PROVIDED: REGULAR WITH 5' ACCESS AISLE | VAN SPACES WITH 132" ACCESS AISLE | VAN SPACES WITH 8' ACCESS AISLE | TOTAL NO. ACCESSIBLE SPACES PROVIDED |
|---|---|---|---|---|---|---|
| Existing | | | | | | |
| New | | | | | | |
| TOTAL | | | | | | |

## PLUMBING FIXTURE REQUIREMENTS - ENTIRE FACILITY

| USE | | WATERCLOSETS MALE | WATERCLOSETS FEMALE | URINALS | LAVATORIES MALE | LAVATORIES FEMALE | SHOWERS/ TUBS | DRINKING FOUNTAINS REGULAR | DRINKING FOUNTAINS ACCESSIBLE |
|---|---|---|---|---|---|---|---|---|---|
| | NEW | | | | | | | | |
| | EXISTING | | | | | | | | |
| | REQ'D | | | | | | | | |
| | NEW | | | | | | | | |
| | EXISTING | | | | | | | | |
| | REQ'D | | | | | | | | |
| | NEW | | | | | | | | |
| | EXISTING | | | | | | | | |
| | REQ'D | | | | | | | | |

## SPECIAL APPROVALS
Special approval: (Local Jurisdiction, Department of Insurance, SBCCI, ICC, etc., describe below)
None

## ENERGY SUMMARY
ENERGY REQUIREMENTS:
The following data shall be considered minimum and any special attribute required to meet the energy code shall also be provided. Each Designer shall furnish the required portions of the project information for the plan data sheet. If performance method, state the annual energy cost for the standard reference design vs. annual energy cost for the proposed design.

Climate Zone:
[X] 3 [ ] 4 [ ] 5
Method of Compliance:
[X] Prescriptive (Energy Code)
[ ] Performance (Energy Code)
[ ] Prescriptive (ASHRAE 90.1)
[ ] Performance (ASHRAE 90.1)

THERMAL ENVELOPE
Roof/ceiling Assembly (each assembly)
Description of assembly N/A
U-Value of total assembly N/A
R-Value of insulation N/A
Skylights in each assembly NONE
U-Value of skylight N/A
total square footage of skylights in each assembly N/A
Exterior Walls (each assembly)
Description of assembly N/A
U-Value of total assembly N/A
R-Value of insulation N/A
Openings (windows or doors with glazing) Openings (windows)
U-Value of total assembly N/A
solar heat gain coefficient
projection factor
Door R-Values N/A
Exterior Walls (each assembly)
Description of assembly N/A
U-Value of total assembly N/A
R-Value of insulation N/A
Openings (windows or doors with glazing) Openings (windows)
U-Value of total assembly N/A
shading Coefficient
projection factor
Door R-Values N/A
Walls below grade - NOT USED
Description of assembly -
U-Value of total assembly
R-Value of insulation
Floor over unconditioned space (each assembly) - NOT USED
Description of assembly -
U-Value of total assembly -
R-Value of insulation -
Floor slab on grade
Description of assembly = 4" thick concrete slab
U-Value of total assembly = 0.21
R-Value of insulation = N/A
Horizontal/vertical requirement
slab heated - NO

| No. | Date: | Revision: |
|---|---|---|
| | | |

Hite associates
ARCHITECTURE / PLANNING / TECHNOLOGY
2600 Meridian Drive / Greenville, NC 27834 / tel (252) 757-0333

HITE ASSOCIATES, P.C. ARCHITECTURE CORPORATION STATE OF NORTH CAROLINA CERTIFICATE NUMBER 418 GREENVILLE
JAMES GRAY HITE REGISTERED ARCHITECT 3754 STATE OF NORTH CAROLINA GREENVILLE

Window Replacement for
Morehead City Middle School
400 Barbour Rd, Morehead City 28570
Carteret County Schools / North Carolina

Project No. 22310
Date: 12 April 2023
Drawing no. BCS 001

copyright 2023 Hite associates

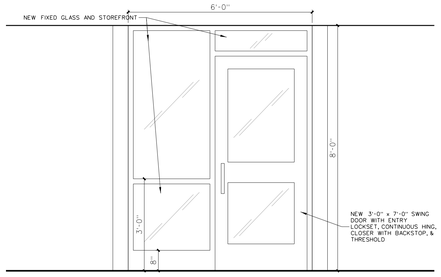


101.2 SLIDING DOOR REPLACEMENT WITH SWING DOOR AND SIDELIGHT AT PRINCIPAL DOOR #10

SCALE: 1/2" = 1'-0"

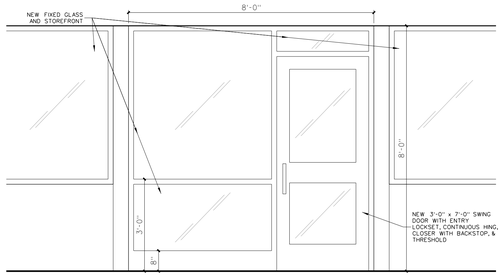


101.1 SLIDING DOOR REPLACEMENT WITH SWING DOOR AND SIDELIGHT AT HOME ARTS DOOR #40 AND ART DOOR #86

SCALE: 1/2" = 1'-0"

| No. | Date: | Revision |
|---|---|---|

**Hite associates**

ARCHITECTURE / PLANNING / TECHNOLOGY

2600 Meridian Drive / Greenville, NC 27834 / tel (252) 757-0333

HITE ASSOCIATES, P.C. ARCHITECTURAL CORPORATION CERTIFICATE NUMBER 418 STATE OF NORTH CAROLINA GREENVILLE

JAMES GRAY HITE REGISTERED ARCHITECT 3734 STATE OF NORTH CAROLINA GREENVILLE

Window Replacement for

# Morehead City Middle School

400 Barbour Rd, Morehead City 28570

Carteret County Schools / North Carolina

Project No.: 22310

Date: 12 April 2023

Drawing no.: A 101

# INDEX TO DRAWINGS

## ARCHITECTURAL


| | |
|---|---|
| | TITLE SHEET AND INDEX |
| 1 | KEY PLAN |
| 2 | EXTERIOR ELEVATIONS |
| 3 | COURTYARD ELEVATIONS |
| 4 | CLASSROOM INTERIOR ELEVATIONS |
| 5 | TYPICAL POD TOILET ROOMS |
| 6 | WALL, DOOR, AND WINDOW TYPES |
| 7 | MATH/SCIENCE POD PLAN |
| 8 | ADMINISTRATION SUITE INTERIOR ELEVATIONS |
| 9 | HOME ARTS SUITE PLAN |
| 10 | MUSIC SUITE INTERIOR ELEVATIONS |
| 11 | LASS POD PLAN |
| 12 | MEDIA CENTER INTERIOR ELEVATIONS |
| 13 | SIXTH GRADE POD PLAN |
| 14 | ART SUITE PLAN |
| 15 | SHOP SUITE INTERIOR ELEVATIONS |
| 16 | GYMNASIUM/COMMONS PLAN |
| 17 | LOCKER ROOMS |
| 18 | GYMNASIUM/COMMONS INTERIOR ELEVATIONS |
| 19 | GYMNASIUM INTERIOR ELEVATIONS |
| 20 | FOUNDATION PLAN |
| 21 | SECOND FLOOR FRAMING PLAN |
| 22 | ROOF FRAMING PLAN |
| 23 | STRUCTURAL DETAILS |


## PLUMBING


| | |
|---|---|
| P-1 | PLUMBING SITE PLAN |
| P-2 | MATH/SCIENCE POD PLUMBING PLAN |
| P-3 | LASS POD PLUMBING PLAN |
| P-4 | SIXTH GRADE POD PLUMBING PLAN |
| P-5 | GYM/COMMONS PLUMBING PLAN |


## MECHANICAL


| | |
|---|---|
| M-1 | MATH/SCIENCE POD MECHANICAL PLAN |
| M-2 | LASS POD MECHANICAL PLAN |
| M-3 | SIXTH GRADE POD MECHANICAL PLAN |
| M-4 | GYM/COMMONS FIRST FLOOR MECH. PLAN |
| M-5 | GYM/COMMONS SECOND FLOOR MECH. PLAN |
| M-6 | PIPING DIAGRAMS |
| M-7 | EQUIPMENT SCHEDULES |
| M-8 | ELECTRICAL CONNECTIONS SCHEDULE |


## ELECTRICAL


| | |
|---|---|
| E-1 | ELECTRICAL SITE PLAN |
| E-2 | FIRE ALARM AND COMMUNICATIONS SYSTEM |
| E-3 | MATH/SCIENCE POD ELECTRICAL PLAN |
| E-4 | LASS POD ELECTRICAL PLAN |
| E-5 | SIXTH GRADE POD ELECTRICAL PLAN |
| E-6 | GYM/COMMONS FIRST FLOOR ELECT. PLAN |
| E-7 | GYM/COMMONS SECOND FLOOR ELECT. PLAN |
| E-8 | COURTYARD ELECTRICAL PLAN |
| E-9 | DISTRIBUTION DIAGRAM |


## LANDSCAPE


| | |
|---|---|
| L-1 | STAKING PLAN |
| L-2 | GRADING AND DRAINAGE PLAN |
| L-3 | STAKING PLAN |
| L-4 | SITE PLAN AT BUILDING |
| L-5 | COURTYARD PLAN |
| L-6 | COURTYARD GRADING AND DRAINAGE PLAN |
| L-7 | CONSTRUCTION DETAILS |
| L-8 | CONSTRUCTION DETAILS |
| L-9 | PLANT LIST AND DETAILS |
| L-10 | SEDIMENTATION AND EROSION CONTROL PLAN |
| L-11 | PLANTING PLAN |


NOTE: ORIGINAL ARCHITECTURAL PLAN SHEETS 1 THROUGH 23 PROVIDED FOR REFERENCE. SCOPE OF PROJECT INCLUDES REPLACEMENT OF ALL EXTERIOR ALUMINUM WINDOWS AND STOREFRONT FRAMES AND ALUMINUM DOORS UNLESS OTHERWISE NOTED. NEW WORK AND MODIFICATIONS ARE SHOWN IN RED.

BIDDERS ARE REQUIRED TO CONDUCT SITE VISIT TO UNDERSTAND COMPLETE SCOPE OF PROJECT AND WORK REQUIRED. EXTERIOR PHOTOS CAN BE VIEWED ON HITE WEBSITE.

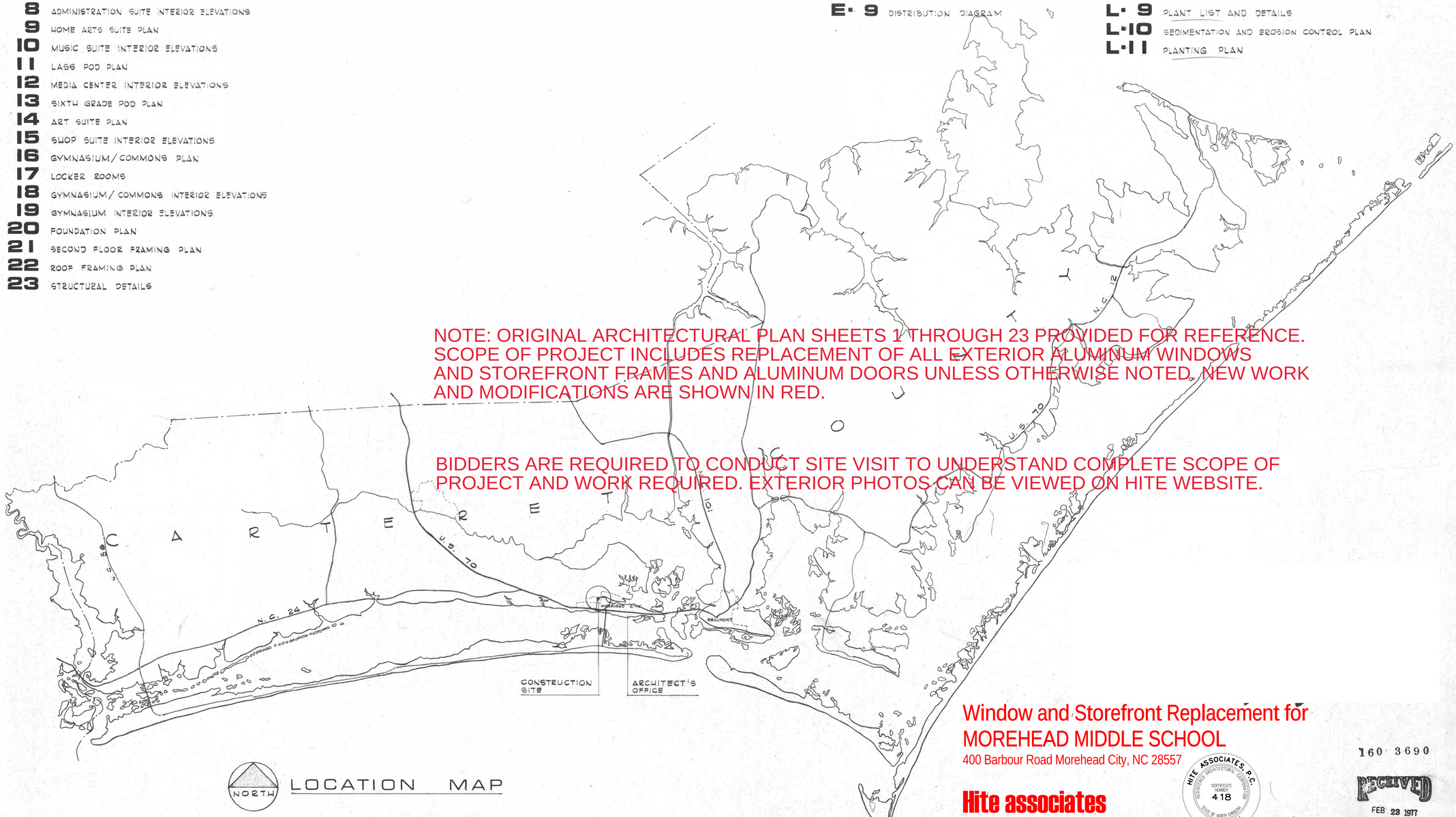


LOCATION MAP

Window and Storefront Replacement for
MOREHEAD MIDDLE SCHOOL
400 Barbour Road Morehead City, NC 28557

**Hite associates**
ARCHITECTURE / PLANNING / TECHNOLOGY

HITE ASSOCIATES, P.C. REGISTERED ARCHITECTURAL CORPORATION CERTIFICATE NUMBER 418 STATE OF NORTH CAROLINA GREENVILLE

160 3690

RECEIVED
FEB 23 1977
DIVISION OF SCHOOL PLANNING

# MOREHEAD CENTRAL SCHOOL

CARTERET COUNTY BOARD OF EDUCATION, OWNER

R.B. PARKER CHAIRMAN N. GILLIKEN VICE CHAIRMAN M. HOLCOMB D. FRESHWATER B. SALTER T.L. LEE SUPERINTENDANT

**james b willis jr / architect**
401 S 13TH STREET NUMBER ONE BOGUE SOUND PO BOX 808
MOREHEAD CITY NORTH CAROLINA 28557 919-726-7091

**fenner and proffitt**
125 WEST BARNES ST.
WILSON, NC 27893

**bell design group**
RALEIGH-DURHAM HWY.
RALEIGH, NC 27612

DRAWN BY CT CHECKED BY JW DATE 12/21/76 PROJECT DESIGNER

SET NO. 8

JOB 75-2

# DRAWING SYMBOLS

MATERIALS

- EARTH
- CRUSHED STONE
- CONCRETE
- CONCRETE BLOCK
- BRICK
- STEEL
- WOOD - FRAMING
- WOOD - BLOCKING
- WOOD - FINISH
- PLYWOOD
- INSULATION - BATT
- INSULATION - RIGID
- GYPSUM BOARD
- PLASTER
- GLASS

CONVENTIONS

- 37'-5" — EXISTING PLAN ELEVATION
- 37'-5" — NEW PLAN ELEVATION
- 37'-5" — SECTION ELEVATION
- 18 — EXISTING CONTOUR
- 18 — NEW CONTOUR
- 2/6 — DETAIL NO. / SHEET NO. — DETAIL OR SECTION CUT
- 4 — DOOR NUMBER
- 4 — WINDOW TYPE
- 13 — WALL TYPE
- 29 — SPACE NUMBER
- Z/4 — ELEV. / SHEET — INTERIOR ELEVATION
- BOUNDARY LINE
- CENTERLINE
- HIDDEN LINE OR OVERHANG
- FOLD LINE ON INTERIOR ELEVATIONS
- B — FOOTING TYPE
- 12 RUN / 4 RISE — PITCH

# FINISHES

INTERIOR FINISHES ARE SHOWN ON INTERIOR ELEVATIONS OF EACH SPACE, WHICH APPEAR IN CONSECUTIVE NUMERICAL SEQUENCE THROUGH OUT THE DRAWINGS. EXCEPT AS NOTED OTHERWISE ON THE INTERIOR ELEVATIONS

INTERIOR FINISHES ARE GENERALLY AS FOLLOWS:

FLOORS – RESILIENT TILE (R.T.) IN CLASSROOMS, STORAGE AND WORK ROOMS
CERAMIC TILE IN TOILETS AND LOCKER ROOMS
CARPET IN ADMINISTRATIVE OFFICES, HOME ARTS, MUSIC ROOMS AND MEDIA CENTER
COMPOSITION WOOD IN GYM
CONCRETE (SURFACE HARDENED) IN MECHANICAL SPACES, BOILER ROOM AND SHOP
TERRAZZO IN CORRIDORS

BASE – GLAZED CONCRETE BLOCK TYP.

WALLS – CONCRETE BLOCK, SCORED TO 8x8 FACE TYP. PAINT AS PER COLOR (PCN) SHOWN ON INTERIOR ELEVATIONS AND DESCRIBED IN PAINT SCHEDULE

CEILINGS – LAY-IN ACOUSTIC TILE TYP. EXCEPT FOR GYM AND COMMONS
CEMENT PLASTER AT PERIMETER CLASSROOMS
EXPOSED ROOF DECK AT GYM AND COMMONS

DOORS – FACTORY FINISHED SOLID CORE TYP. AT INTERIOR EXCEPT FOR FIRE DOORS
ANODIZED ALUMINUM EXTERIOR DOORS AND FRAMES

WINDOWS – ANODIZED ALUMINUM FRAMES

CASEWORK: FLOOR PLANS AND INTERIOR ELEVATIONS DESCRIBE THE EXTENT OF CABINET WORK AND SHELVING. A TWO LINE NOTATION BENEATH CABINET ELEVATION DENOTES THE WIDTH (IN INCHES) AND THE MODEL Nº (HAUSERMAN EDUCATORS AND WILSON INTER ROYAL) IS SHOWN BELOW OR ABOVE EACH CABINET. STORAGE WALL COMPONENTS SHOWN ON SHT. 5 SHALL HAVE SAME PLASTIC LAM. AS THAT USED BY SELECTED CASEWORK SUBCONTR. FINISH HDWE. FOR COMPONENTS TO BE FURNISHED BY SAME.

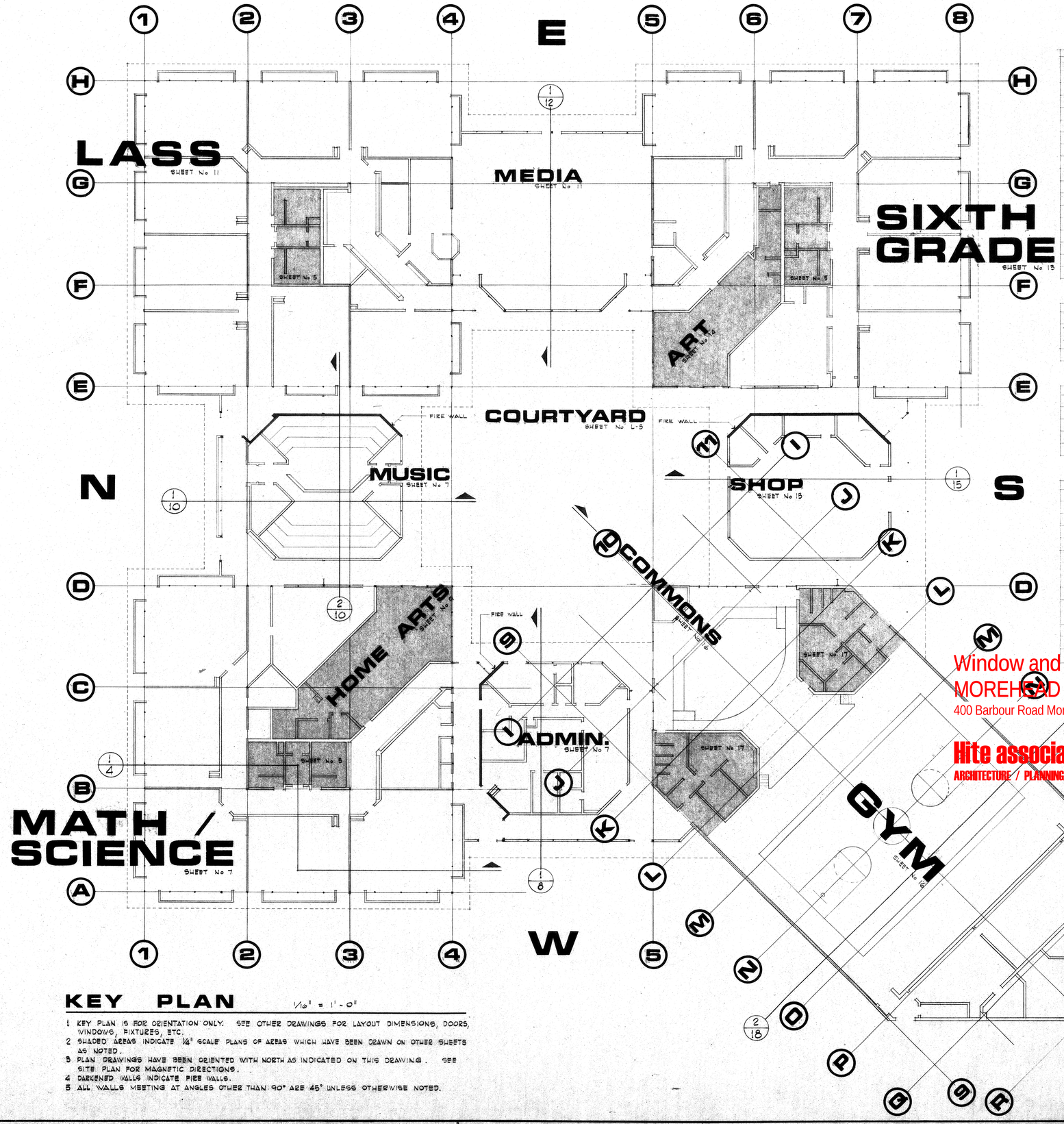


# KEY PLAN

1/16" = 1'-0"

1 KEY PLAN IS FOR ORIENTATION ONLY. SEE OTHER DRAWINGS FOR LAYOUT DIMENSIONS, DOORS, WINDOWS, FIXTURES, ETC.
2 SHADED AREAS INDICATE ¼" SCALE PLANS OF AREAS WHICH HAVE BEEN DRAWN ON OTHER SHEETS AS NOTED.
3 PLAN DRAWINGS HAVE BEEN ORIENTED WITH NORTH AS INDICATED ON THIS DRAWING. SEE SITE PLAN FOR MAGNETIC DIRECTIONS.
4 DARKENED WALLS INDICATE FIRE WALLS.
5 ALL WALLS MEETING AT ANGLES OTHER THAN 90° ARE 45° UNLESS OTHERWISE NOTED.

# COLOR

PAINT SCHEDULE

| PCN | COLOR NO. | TYPE | MFR |
|---|---|---|---|
| 1 | DB-7 | ENAMEL | S.W. |
| 2 | AC-58 | ENAMEL | S.W. |
| 3 | 16-610 | EPOXY SEMI-FLAT | PITTSBURGH PAINTS |
| 4 | O-BR-11 | FLAT LATEX | S.W. |
| 5 | T-27 | EPOXY SEMI-FLAT | S.W. |
| 6 | AC-59 | DO | S.W. |
| 7 | TW-1726 | DO | S.W. |
| 8 | G-DB-15 | DO | S.W. |
| 9 | Y-BR-14 | DO | S.W. |
| 10 | AC-69 | DO | S.W. |
| 11 | AC-32 | FLAT LATEX | S.W. |
| 12 | AC-31 | FLAT LATEX | S.W. |
| 13 | AC-30 | EPOXY SEMI-FLAT | S.W. |
| 14 | AC-80 | GLOSS ENAMEL | S.W. |
| 15 | AC-10 | HI-GLOSS ENAMEL | S.W. |
| 16 | AC-34 | DO | S.W. |

BASE SCHEDULE

| Nº | COLOR | TYPE | MFR |
|---|---|---|---|
| TYP | SPECIAL BLACK | GLAZED BLK. | SPECTRA GLAZE |
| V.B. | BLACK | VINYL BASE | |

GLAZED WALL SCHEDULE

| Nº | COLOR | TYPE | MFR |
|---|---|---|---|
| 1 | DEEP KINGSTON BLUE | GLAZED BLK. | SPECTRA GLAZE |
| 2 | DEEP LEAF GREEN | DO | DO |
| 3 | DEEP CAPRI YELLOW | DO | DO |

FLOOR SCHEDULE

| Nº | COLOR | TYPE | MFR |
|---|---|---|---|
| 1 | S104 | TERRAZZO | |
| 2 | BONE Nº 121 | CERAMIC TILE | AMERICAN OLEAN |
| 3 | GOLDEN ROD 123 | DO. | DO. |
| 4 | SEAL Nº 124 | DO. | DO. |
| 5 | | | |
| 6 | Nº 56721 | VINYL ASBESTOS TILE | ARMSTRONG |
| 7 | Nº 56771 | DO | DO. |
| 8 | Nº 51134 | DO | DO. |
| 9 | HOPTON WOOD BLACK, MAHOGANY, ICE BLUE SAME LINE / CIRCLE | COMPOSITION WOOD | GRANWOOD |
| 10 | Nº P28 | CERAMIC TILE | AMERICAN OLEAN |
| 11 | CLEAR | SEALER | |

Window and Storefront Replacement for
MOREHEAD MIDDLE SCHOOL
400 Barbour Road Morehead City, NC 28557

**Hite associates**
ARCHITECTURE / PLANNING / TECHNOLOGY

HITE ASSOCIATES, P.C. REGISTERED ARCHITECTURAL CORPORATION CERTIFICATE NUMBER 418 STATE OF NORTH CAROLINA GREENVILLE

160 3690
RECEIVED
FEB 23 1977
DIVISION OF SCHOOL PLANNING


**james b willis jr / architect**
401 S 13TH STREET NUMBER ONE BOGUE SOUND PO BOX 808
MOREHEAD CITY NORTH CAROLINA 28557 919-726-7091


DRAWN BY JR CHECKED BY JW DATE 12/21/76 PROJECT DESIGNER

KEY PLAN 1/16"

JOB 75-2

SHEET NO. 1 OF 23

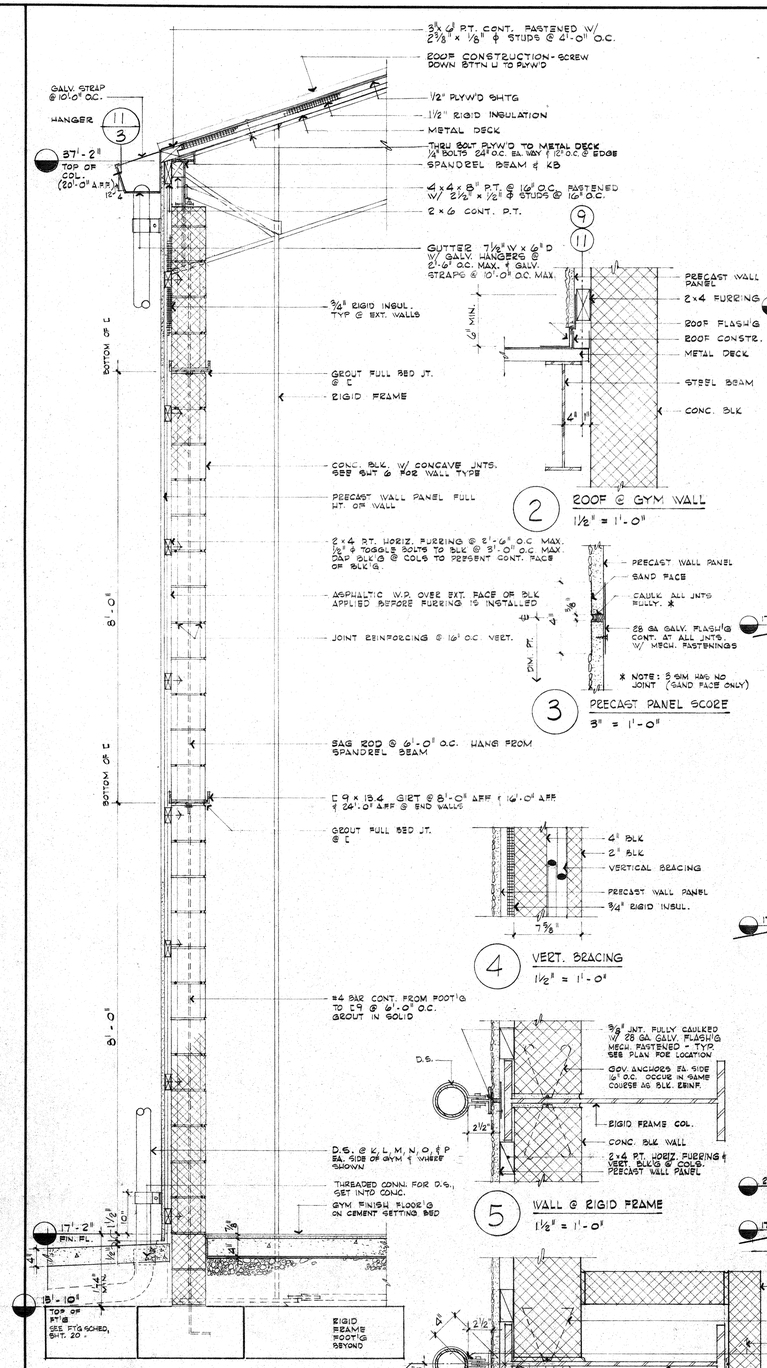


1 GYM WALL
3/4" = 1'-0"




2 ROOF @ GYM WALL
1 1/2" = 1'-0"




3 PRECAST PANEL SCORE
3" = 1'-0"




4 VERT. BRACING
1 1/2" = 1'-0"




5 WALL @ RIGID FRAME
1 1/2" = 1'-0"

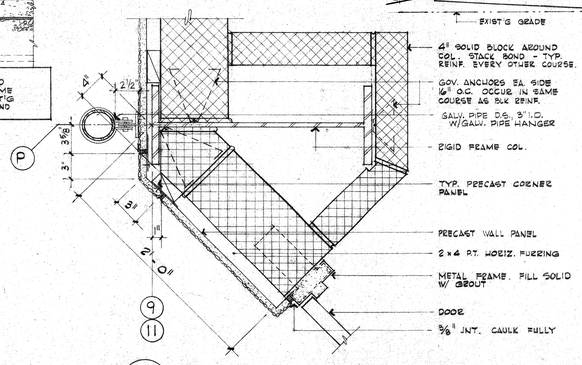


6 45° CORNER
1 1/2" = 1'-0"

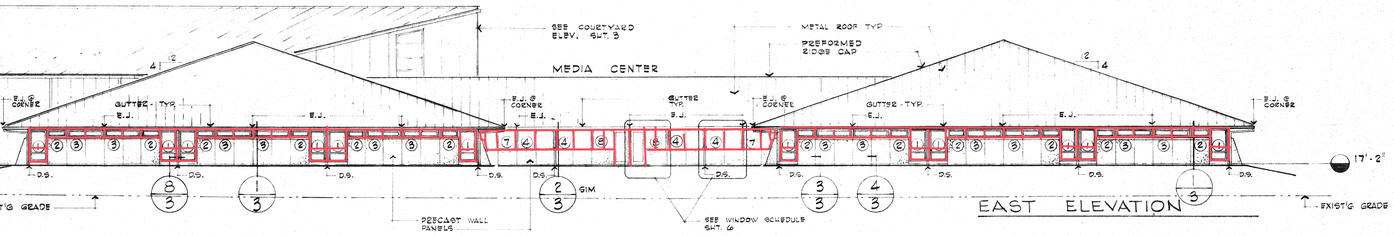


NEW REPLACEMENT WORK IN RED - SEE ALSO FLOOR PLANS

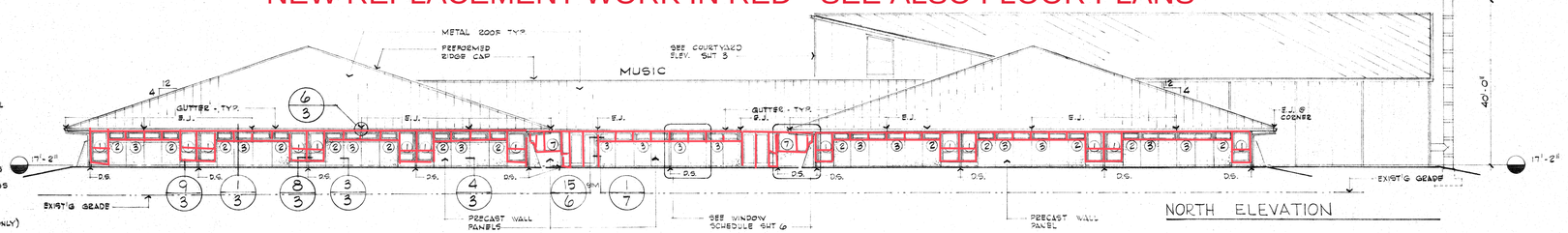





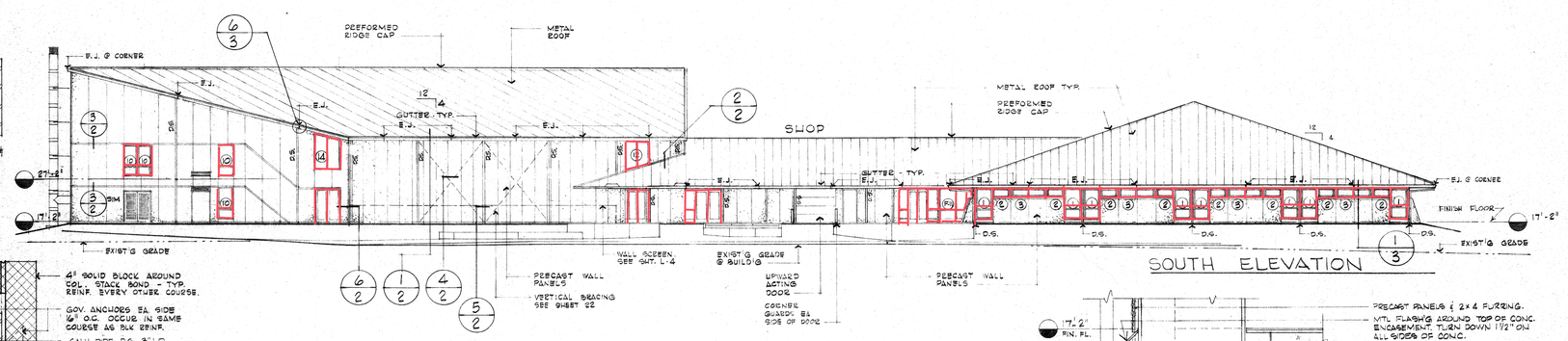


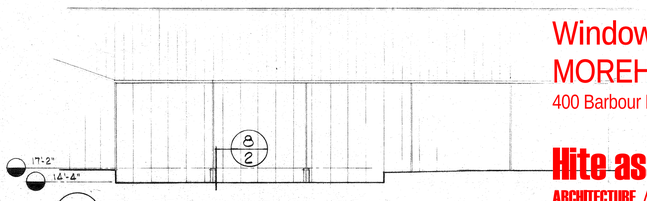


7 TRUE ELEVATION: SOUTH WALL OF GYM

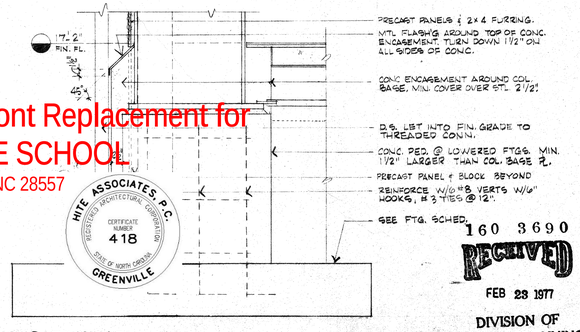


8 PIER FOOTING

Window and Storefront Replacement for
MOREHEAD MIDDLE SCHOOL
400 Barbour Road Morehead City, NC 28557

**Hite associates**
ARCHITECTURE / PLANNING / TECHNOLOGY

HITE ASSOCIATES, P.C. REGISTERED ARCHITECTURAL CORPORATION CERTIFICATE NUMBER 418 STATE OF NORTH CAROLINA GREENVILLE

160 3690
RECEIVED
FEB 23 1977
DIVISION OF SCHOOL PLANNING

**james b willis jr / architect**
401 S 13TH STREET NUMBER ONE BOGUE SOUND PO BOX 808
MOREHEAD CITY NORTH CAROLINA 28557 919-726-7091

DRAWN BY CT CHECKED BY JW DATE 12/21/76 PROJECT DESIGNER

# EXTERIOR ELEVATIONS & DETAILS

1/16" & 1/2"

JOB 75-2

SHEET NO. 2 OF 23

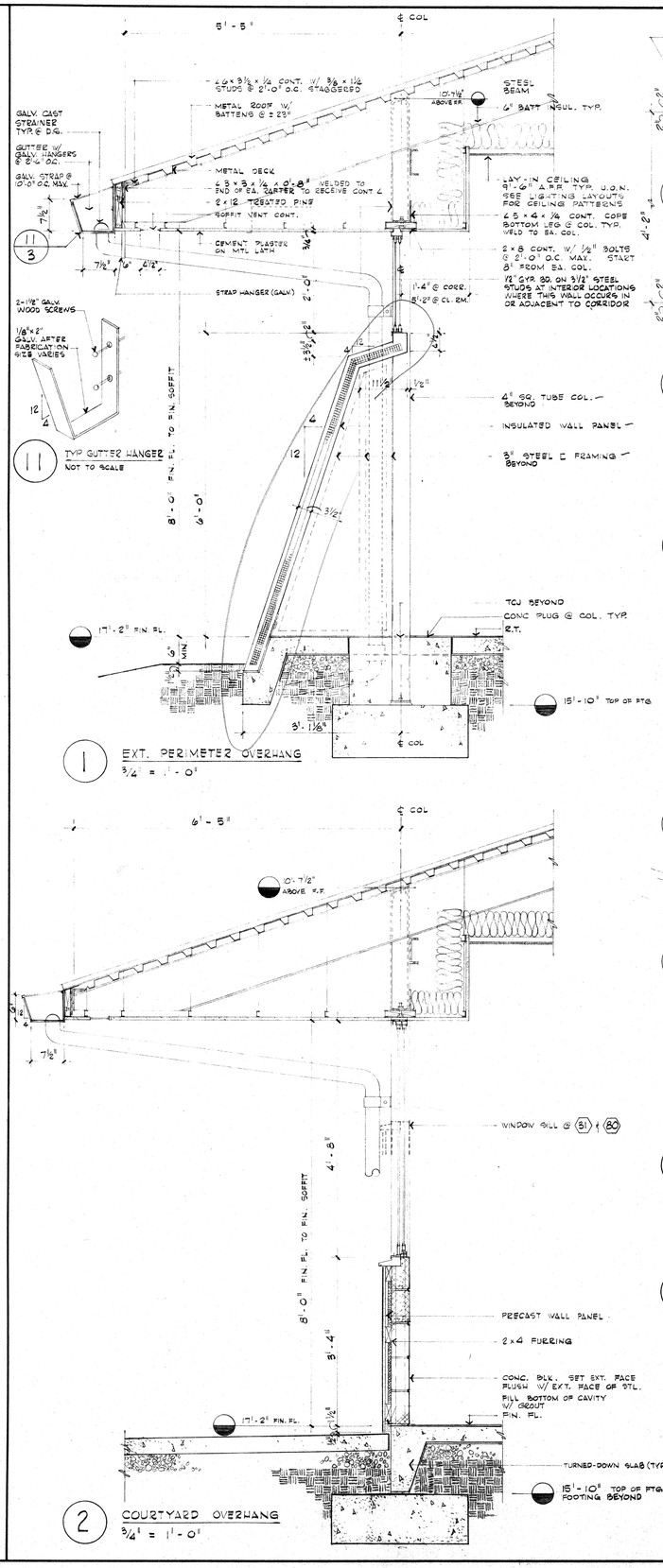





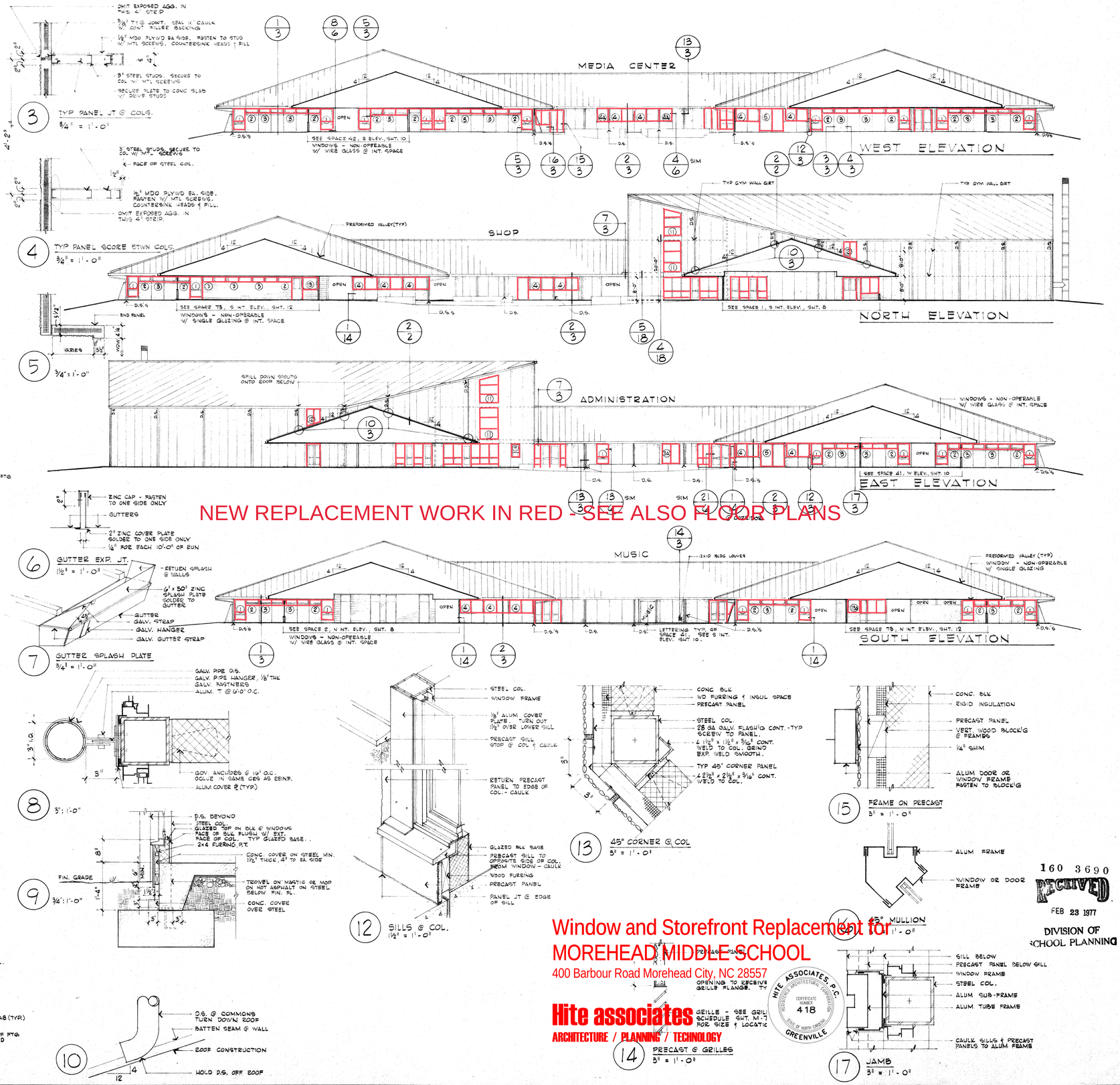





Window and Storefront Replacement for
MOREHEAD MIDDLE SCHOOL
400 Barbour Road Morehead City, NC 28557

**Hite associates**
ARCHITECTURE / PLANNING / TECHNOLOGY

HITE ASSOCIATES, P.A. REGISTERED ARCHITECTURE CORPORATION CERTIFICATE NUMBER 418 STATE OF NORTH CAROLINA GREENVILLE

160 3690
RECEIVED
FEB 23 1977
DIVISION OF SCHOOL PLANNING

**james b willis jr / architect**
401 S 13TH STREET NUMBER ONE BOGUE SOUND PO BOX 808
MOREHEAD CITY NORTH CAROLINA 28557 919-726-7091

DRAWN BY CT CHECKED BY JW DATE 12/21/76 PROJECT DESIGNER

# COURTYARD ELEVATIONS & DETAILS

SCALE AS NOTED

JOB 75-2

SHEET NO. 3 OF 23

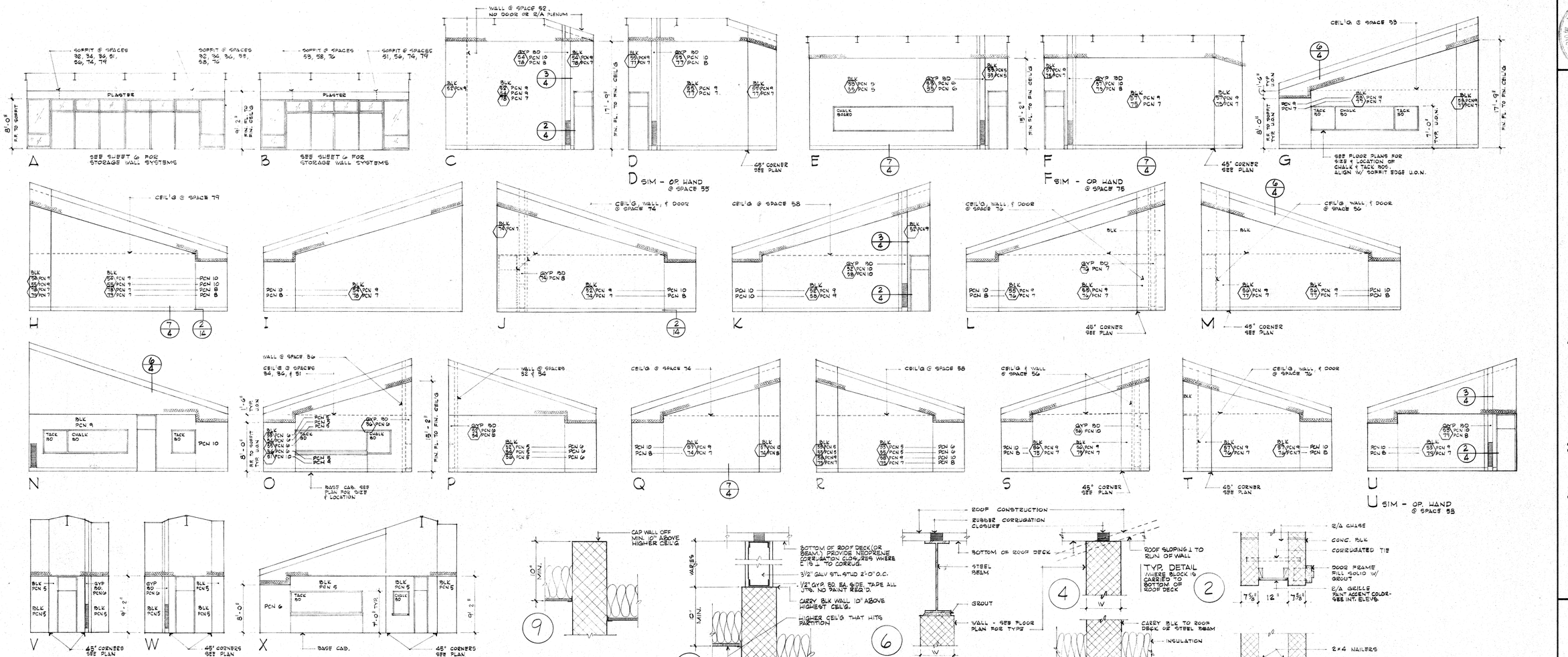


## NOTES

1. SEE FLOOR PLANS FOR LOCATION AND SIZE OF ALL CHALK BOARDS, TACK BOARDS, TEACHERS' CABINETS, AND BASE CABINETS.
2. TOP OF ALL CHALK AND TACK BOARDS 7'-0" A.F.F. U.O.N.
3. SEE DOOR SCHEDULE FOR PCN OF DOORS.

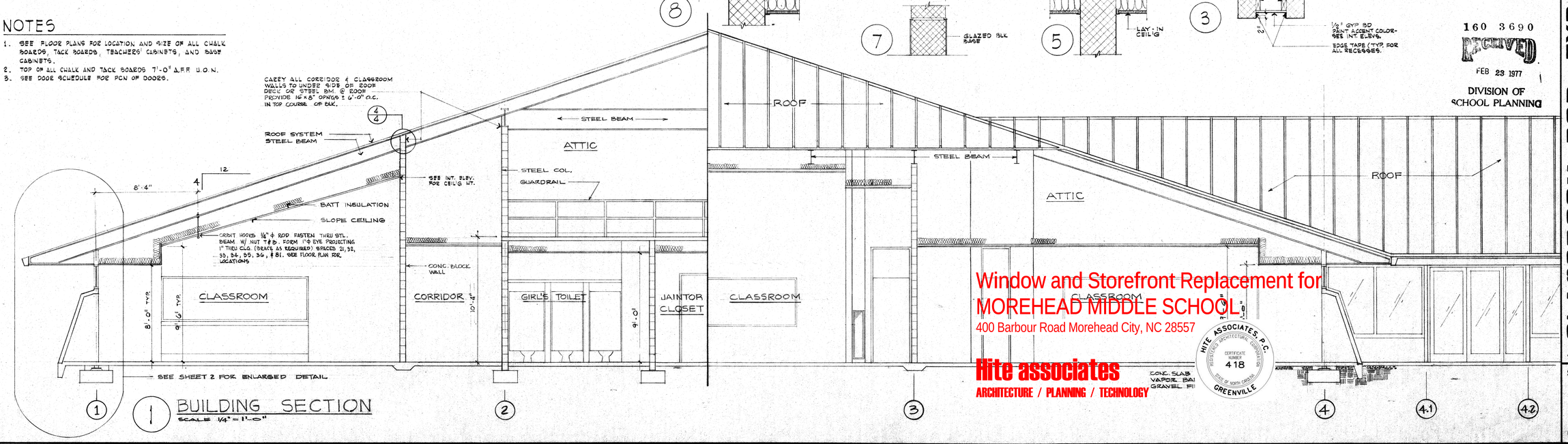


1 BUILDING SECTION
SCALE 1/4" = 1'-0"

160 3690
RECEIVED
FEB 23 1977
DIVISION OF SCHOOL PLANNING

Window and Storefront Replacement for
MOREHEAD MIDDLE SCHOOL
400 Barbour Road Morehead City, NC 28557

Hite associates
ARCHITECTURE / PLANNING / TECHNOLOGY

HITE ASSOCIATES, P.C. REGISTERED ARCHITECTURAL CORPORATION CERTIFICATE NUMBER 418 STATE OF NORTH CAROLINA GREENVILLE


james b willis jr / architect
401 S 13TH STREET NUMBER ONE BOGUE SOUND PO BOX 808
MOREHEAD CITY NORTH CAROLINA 28557 919-726-7091


DRAWN BY CT CHECKED BY JW DATE 12/21/76 PROJECT DESIGNER

# CLASSROOM POD - TYP.
## SECTION 1/4"
## INTERIOR ELEV./FINISHES 1/4"
## DETAILS 3/4"

JOB 75-2

SHEET NO. 4 OF 23

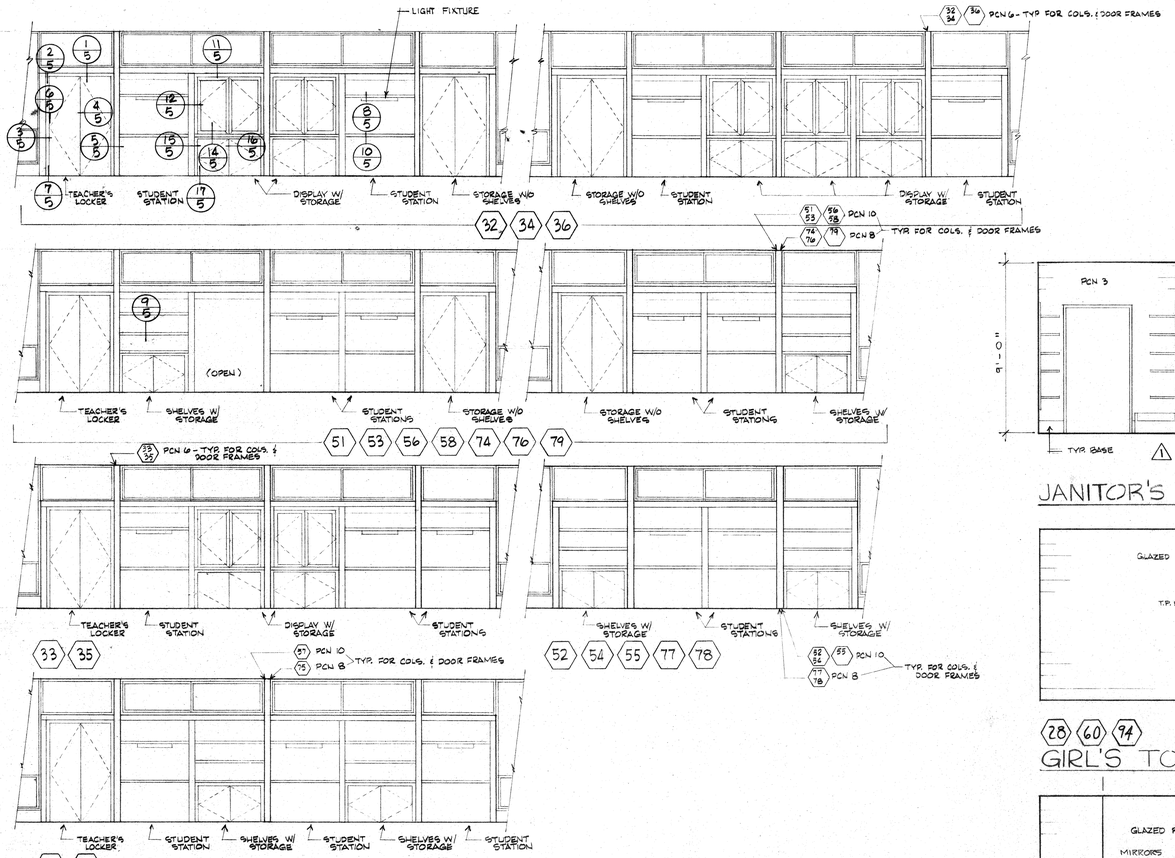


STORAGE WALL SYSTEM

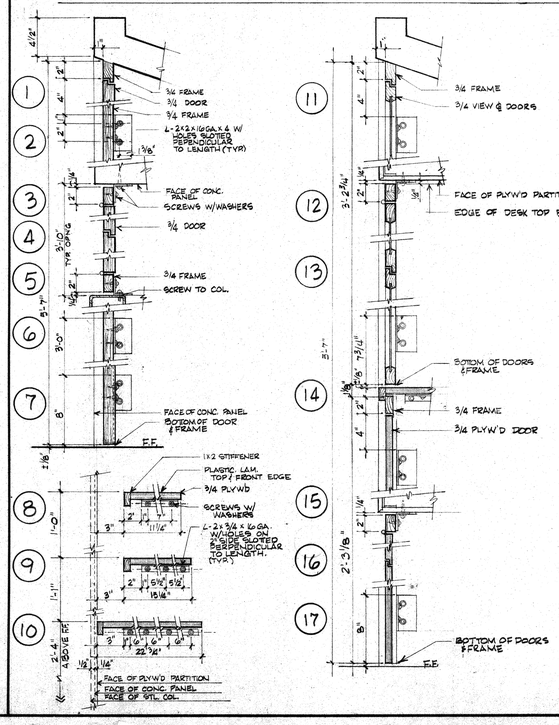


STORAGE WALL SYSTEM, NOTES:
1. FACES 1/16" PLASTIC LAMINATE EDGES, BLACK PLASTIC
2. PULLS & HINGES SHALL MATCH CASEWORK HARDWARE.
3. UNDER SHELF LIGHT FIXTURES @ STUDENT STATIONS SHALL BE BY GEN. CONTR. LIGHT SHALL BE MODEL 6101 (8W-TS) W/ SWITCH & STANDARD PIGTAIL FOR CONN. OUTLET BY MARKSTONE, CHICAGO, ILL. 60651

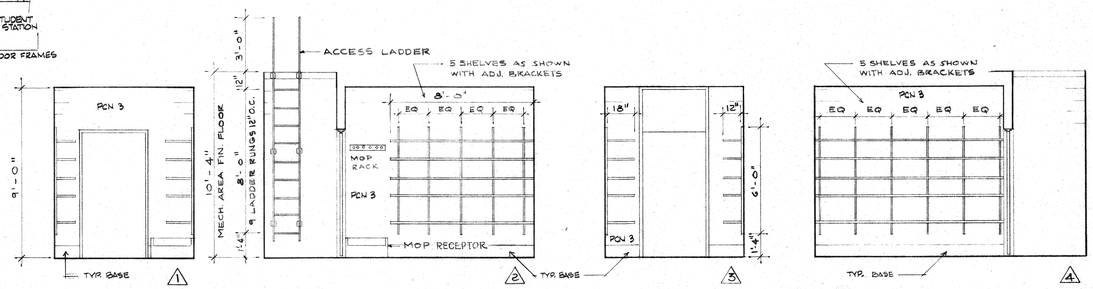


JANITOR'S FLOOR: C.T. F.F.3 CEIL'G: CBM. PLASTER - PCN 6

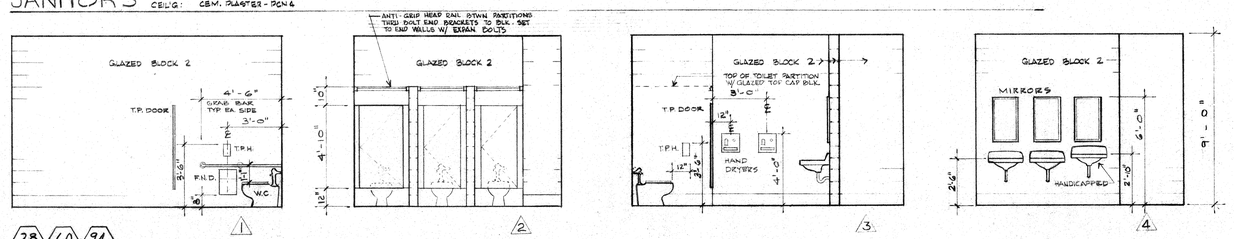


GIRL'S TOILET FLOOR: C.T. 3 CEIL'G: CBM. PLASTER - PCN 6

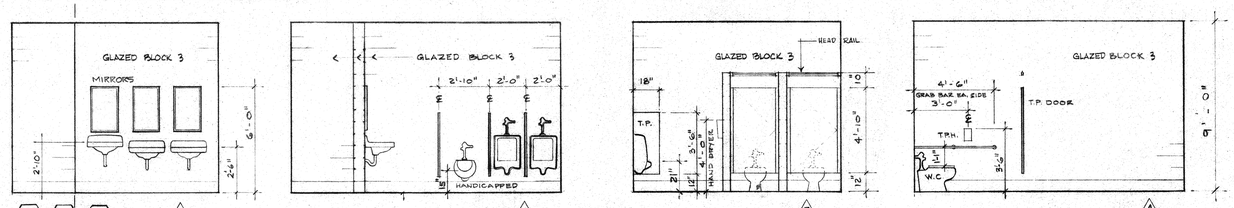


BOY'S TOILET FLOOR: C.T. 3 CEIL'G: CBM. PLASTER - PCN 6

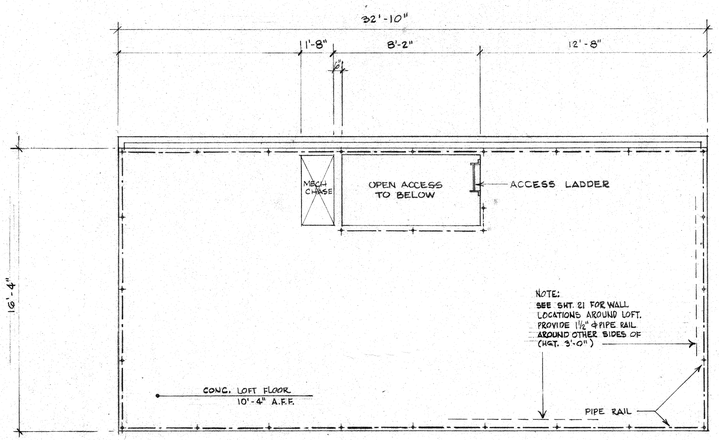


2 TYPICAL MECH. LOFT ABOVE TOILETS
SCALE: 1/4" = 1'-0"

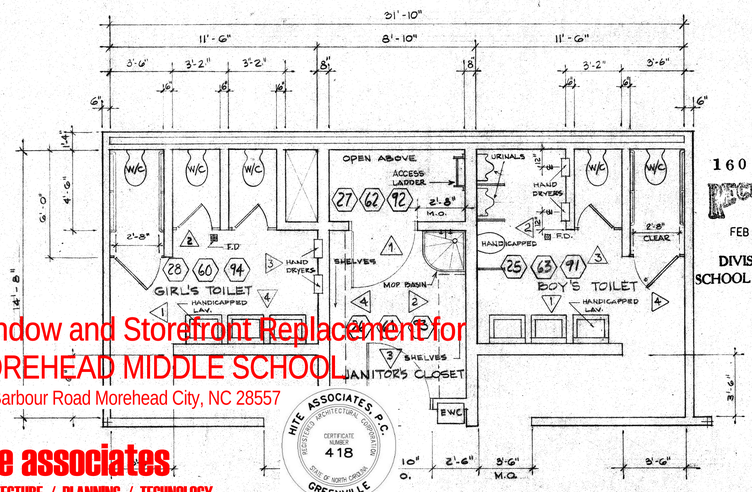


1 TYPICAL STUDENT TOILETS & JANITOR'S ROOM
SCALE: 1/4" = 1'-0"

Window and Storefront Replacement for
MOREHEAD MIDDLE SCHOOL
400 Barbour Road Morehead City, NC 28557
Hite associates
ARCHITECTURE / PLANNING / TECHNOLOGY
HITE ASSOCIATES, P.C. REGISTERED ARCHITECTURE CORPORATION CERTIFICATE NUMBER 418 STATE OF NORTH CAROLINA GREENVILLE

160 3690
RECEIVED
FEB 23 1977
DIVISION OF SCHOOL PLANNING

James B Willis Jr / architect
401 S 13TH STREET NUMBER ONE BOGUE SOUND PO BOX 808
MOREHEAD CITY NORTH CAROLINA 28557 919-726-7091

DRAWN BY B.F. JR. CHECKED BY J.W. DATE 12/21/76 PROJECT DESIGNER

# CLASSROOM POD T'LTS. - TYP. PLAN & ELEVATIONS 1/4" DETAILS 1 1/2"

JOB 75-2

SHEET NO. 5 OF 23

NOTE: UNLESS OTHERWISE NOTED, MATCH MULLION PATTERN WITH ALL NEW WORK

BLOCKING AS REQUIRED

NEW GLASS AND FRAMING - TYP

PROVIDE EXTRUSION 1/4" PROUD OF FRAMING - TYP

NEW GLASS AND FRAMING - TYP

.040" SILL FLASHING - TYP

PROVIDE EXTRUSION 1/4" PROUD OF FRAMING - TYP

.040" SILL FLASHING - TYP

NEW GLASS AND FRAMING - TYP

.040" SILL FLASHING - TYP

.040" OUTSIDE COLUMN COVER - TYP

NEW GLASS AND FRAMING - TYP

PROVIDE EXTRUSION 1/4" PROUD OF FRAMING - TYP

PROVIDE NARROW EXTRUSION TO MAINTAIN DOOR WIDTH

NEW GLASS AND FRAMING - TYP

PROVIDE EXTRUSION 1/4" PROUD OF FRAMING - TYP

NEW SPECIALITE DOOR - SEE A-101 DETAIL

SIM TO DETAIL 1

SIMILAR TO DETAIL 1

SIMILAR TO DETAIL 1

SIMILAR TO DETAIL 3 PROVIDE ANGLED EXTRUSION

SIMILAR TO DETAIL 1

SIMILAR TO DETAIL 1

SIMILAR TO DETAIL 1

SIMILAR TO DETAIL 1

SIMILAR TO DETAIL 1

PROVIDE SIMILAR PROFILE WITH NEW FRAMING SYSTEM

THESE PAIRS SLIDING DOORS (3) CHANGED TO SWING DOOR WITH SIDELIGHTS AND TRANSOM SEE PLANS AND A-101

PROVIDE NARROW EXTRUSION TO MAINTAIN DOOR WIDTH

ADD MULLION AT BROKEN ANGLE GLASS - TYPICAL

ADD MULLION AT BROKEN ANGLE GLASS - TYPICAL

## WALL TYPES

NOT TO SCALE
SEE FLOOR PLANS FOR LOCATIONS

## WINDOWS

NOT TO SCALE
SIZES SCHEDULED ARE NOMINAL
SEE EXTERIOR ELEVATIONS FOR LOCATIONS

## DOORS

NOT TO SCALE
SEE DOOR SCHEDULES FOR LOCATIONS

## DOOR FRAMES

NOT TO SCALE
SEE DOOR SCHEDULES FOR LOCATIONS

## THRESHOLDS

NOT TO SCALE
SEE DOOR SCHEDULES FOR LOCATIONS

Window and Storefront Replacement for MOREHEAD MIDDLE SCHOOL
400 Barbour Road Morehead City, NC 28557

Hite associates
ARCHITECTURE / PLANNING / TECHNOLOGY

HITE ASSOCIATES, P.C. REGISTERED ARCHITECTURAL CORPORATION CERTIFICATE NUMBER 418 STATE OF NORTH CAROLINA GREENVILLE

RECEIVED FEB 23 1977 DIVISION OF COASTAL MANAGEMENT


james b willis jr / architect
401 S 13TH STREET NUMBER ONE BOGUE SOUND PO BOX 808
MOREHEAD CITY NORTH CAROLINA 28557 919-726-7091


DRAWN BY CT CHECKED BY JW/CB DATE 2/21/76 PROJECT DESIGNER

# DOORS, WINDOWS, WALLS ELEVATIONS DETAILS 1/4" 3/4"

JOB 75-2

SHEET NO. 6 OF 23

# DOOR SCHEDULE

| DOOR NO. | TYPE | SIZE | FRAME TYPE | T'HOLD TYPE | LABEL | HDWE SET | IDENTIFICATION SEE ELEVATION | FINISH * | REMARKS |
|---|---|---|---|---|---|---|---|---|---|
| 1 | A | PR 3'-0"x7'-10" | F-7 | T-4 | — | 1 | — | | SEE ELEV. FOR SIDELIGHT |
| 2 | F | PR 3'-0"x7'-10" | F-2 | — | A | 2 | — | | A LABEL FRAME |
| 3 | A | PR 3'-0"x7'-10" | F-7 | T-4 | — | 1 | — | | SEE ELEV. FOR SIDELIGHT |
| 4 | D | 3'-0" x 7'-0" | WD | T-1 | — | 4 | OFFICE | | SEE SH.8 FOR DET. |
| 5 | C | 3'-0"x7'-0" | F-2 | T-1 | — | 7 | HEALTH | | |
| 6 | F | 3'-0" x 7'-10" | F-2 | T-3 | — | 7 | — | | |
| 7 | C | 3'-0" x 7'-0" | F-3 | T-1 | — | 4 | WORK ROOM | | |
| 8 | D | 3'-0" x 7'-0" | WD | T-1 | — | 4 | OFFICE | | SEE SH.8 FOR DET. |
| 9 | A | PR 3'-0" x 7'-10" | F-7 | T-4 | — | 1 | — | | SIDELIGHT EA. SIDE |
| 10 | 5A | 6'-0" x 8'-0" | ALUM | — | — | 11 | — | | |
| 11 | F | 2'-8" x 7'-10" | F-2 | T-2 | — | 7 | — | | |
| 12 | L | 3'-0" x 7'-10" | F-2 | — | — | 4 | PRINCIPAL | | |
| 13 | F | 2'-8" x 7'-10" | F-2 | T-2 | — | 7 | STAFF | | |
| 14 | L | 3'-0" x 7'-10" | F-2 | — | — | 4 | ASSIT. PRINCIPAL | | |
| 15 | F | 2'-6" x 7'-10" | F-2 | — | — | 5 | COATS | | |
| 16 | E | 3'-0" x 7'-2" | F-1 | — | A | 5 | RECORDS | PAINT | |
| 17 | L | 3'-0" x 7'-10" | F-2 | — | — | 4 | CONFERENCE | | |
| 18 | L | 3'-0" x 7'-10" | F-2 | — | — | 4 | GUIDANCE | | |
| 19 | D | 3'-0" x 7'-0" | F-4 | T-1 | A | 4 | GUIDANCE | | |
| 20 | A | PR 3'-0"x7'-10" | F-7 | T-4 | — | 1 | — | | F-11 SIDELIGHT |
| 21 | D | 3'-0" x 7'-0" | F-3 | T-5 | A | 4 | WORK ROOM | | |
| 22 | D | 2'-6" x 7'-0" | F-4 | T-3 | — | 7 | FACULTY MEN | | |
| 23 | D | 2'-6" x 7'-0" | F-4 | T-3 | — | 7 | FACULTY WOMEN | | |
| 24 | D | 3'-0" x 7'-0" | F-4 | T-5 | — | 3 | STAFF | | |
| 24 A | F | PR 3'-0" x 7'-2" | F-1 | — | — | 9 | — | | |
| 25 | D | 3'-0" x 7'-0" | F-3 | T-3 | — | 5 | JANITOR | | |
| 26 | C | 3'-0" x 7'-0" | F-4 | T-1 | — | 3 | 1 | | |
| 27 | C | 3'-0" x 7'-0" | F-3 | T-1 | — | 4 | OFFICE | | |
| 28 | D | 3'-0" x 7'-0" | F-3 | T-1 | — | 5 | DRESSING ROOM | | |
| 29 | D | 3'-0" x 7'-0" | F-3 | T-1 | — | 5 | PROJECTS | | UNDERCUT 5/8" |
| 30 | D | 3'-6" x 7'-0" | F-3 | T-3 | — | 5 | JANITOR | | |
| 31 | E | 3'-6" x 7'-2" | F-1 | — | — | 5 | — | | |
| 32 | G | 3'-0" x 7'-0" | F-3 | T-5 | — | 3 | 2 | | |
| 33 | G | | F-3 | T-5 | — | 3 | 3 | | |
| 34 | G | | F-3 | T-5 | — | 3 | 4 | | |
| 35 | G | | F-3 | T-5 | — | 3 | 5 | | |
| 36 | G | | F-3 | T-5 | — | 3 | 6 | | |
| 37 | G | | F-3 | T-5 | — | 3 | 7 | | |
| 38 | D | | F-4 | T-5 | — | 5 | PROJECT | | |
| 39 | D | | F-4 | T-5 | — | 5 | BOOKS | | UNDERCUT 5/8" |
| 40 | 5 | 8'-0" x 8'-0" | ALUM | — | — | 11 | — | | |
| 41 | A | PR 3'-0" x 7'-10" | F-7 | T-4 | — | 1 | — | | SEE ELEV. FOR SIDELIGHT |
| 42 | A | PR 3'-0" x 7'-10" | F-7 | T-4 | — | 1 | — | | " |
| 43 | D | 3'-0" x 7'-0" | F-3 | — | — | 5 | 8 STRINGS | | SOUND STRIPPING |
| 44 | H | PR 2'-6" x 7'-10" | F-2 | — | — | 2 | MUSIC | | |
| 45 | — | — | — | — | O | M | I T T E | D | — |
| 46 | F | 3'-0" x 7'-2" | F-1 | T-1 | — | 3 | 9 BAND | | SOUND STRIPPING |
| 47 | F | 3'-0" x 7'-2" | F-1 | T-1 | — | 3 | 9 BAND | | SOUND STRIPPING |
| 48 | C | 3'-0" x 7'-0" | F-3 | T-1 | — | 3 | INST. STORAGE | | |
| 49 | B | PR 2'-6" x 7'-10" | F-8 | T-4 | — | 1 | MUSIC | PAINT | 6" x 36" VIEW PANEL |
| 50 | D | 3'-0" x 7'-0" | F-3 | T-5 | — | 3 | MECHANICAL | | |
| 51 | F | 3'-0" x 7'-2" | F-1 | T-1 | — | 3 | 10 CHORUS | | SOUND STRIPPING |
| 52 | F | 3'-0" x 7'-2" | F-1 | T-1 | — | 3 | 10 CHORUS | | SOUND STRIPPING |
| 53 | D | 3'-0" x 7'-0" | F-3 | T-5 | — | 5 | ELECTRICAL | | |
| 54 | F | PR 3'-0" x 7'-10" | F-2 | — | A | 2 | — | | |
| 55 | A | PR 3'-0" x 7'-10" | F-7 | T-4 | — | 1 | — | | SEE ELEV. FOR SIDELIGHT |
| 56 | A | PR 2'-6" x 7'-10" | F-6 | T-4 | — | 1 | — | | |

* ALL DOORS NATURAL FIN. UNLESS OTHERWIRE NOTED

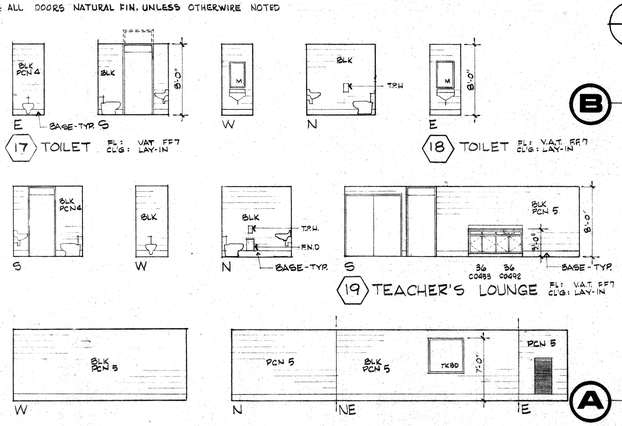


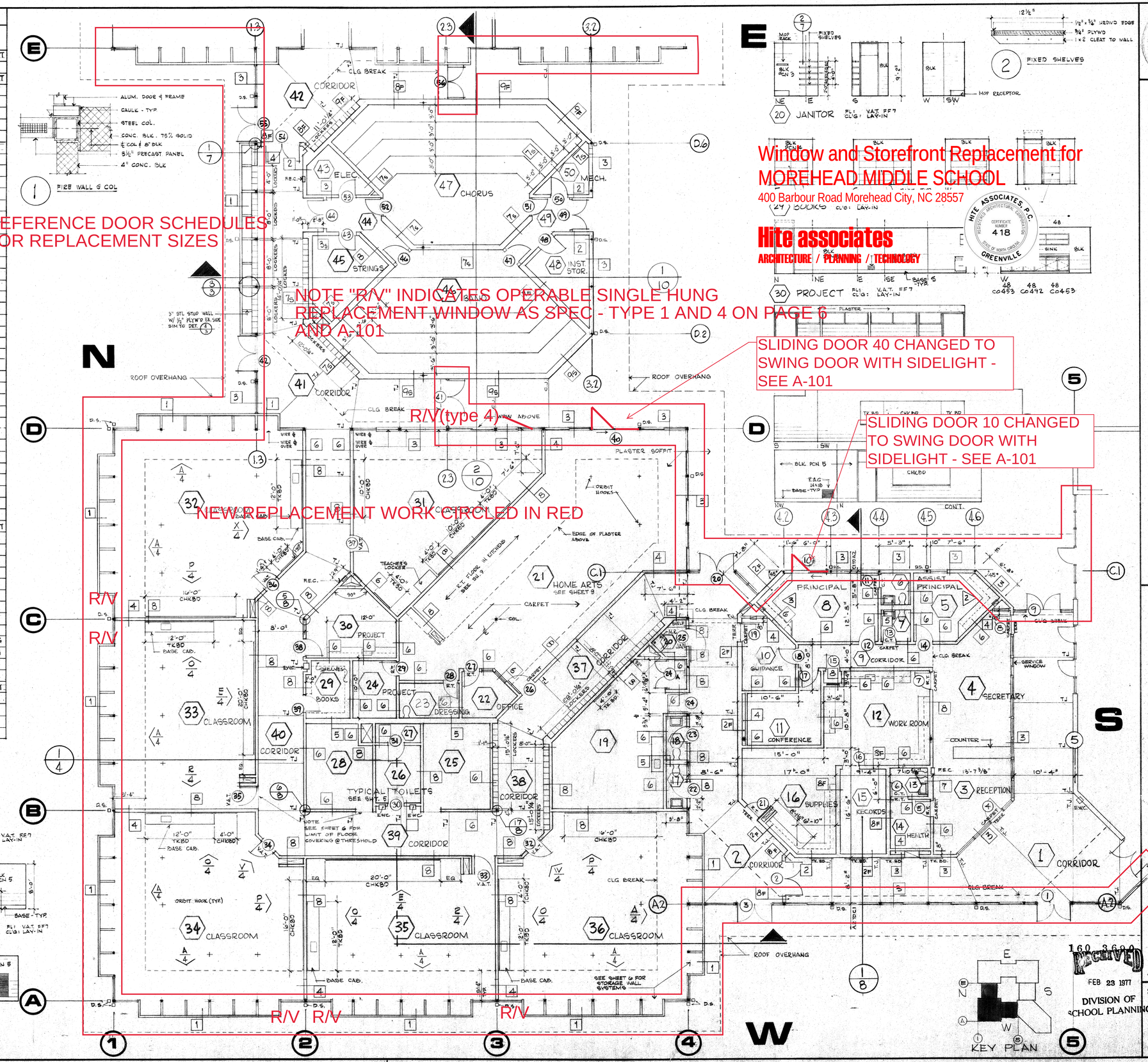


Window and Storefront Replacement for MOREHEAD MIDDLE SCHOOL
400 Barbour Road Morehead City, NC 28557

Hite associates
ARCHITECTURE / PLANNING / TECHNOLOGY

HITE ASSOCIATES, P.C. CERTIFICATE NUMBER 418 GREENVILLE STATE OF NORTH CAROLINA

RECEIVED FEB 23 1977 DIVISION OF SCHOOL PLANNING

JOB 75-2

SHEET NO. 7 OF 23

MATH/SCI. POD, ADMIN., MUSIC
PLAN
DOOR SCHEDULE


James B. Willis Jr. / architect
401 S. 13TH STREET NUMBER ONE BOGUE SOUND PO BOX 808
MOREHEAD CITY NORTH CAROLINA 28557 919-726-7091


DRAWN BY CB JB CHECKED BY JW DATE 12/21/76 PROJECT DESIGNER

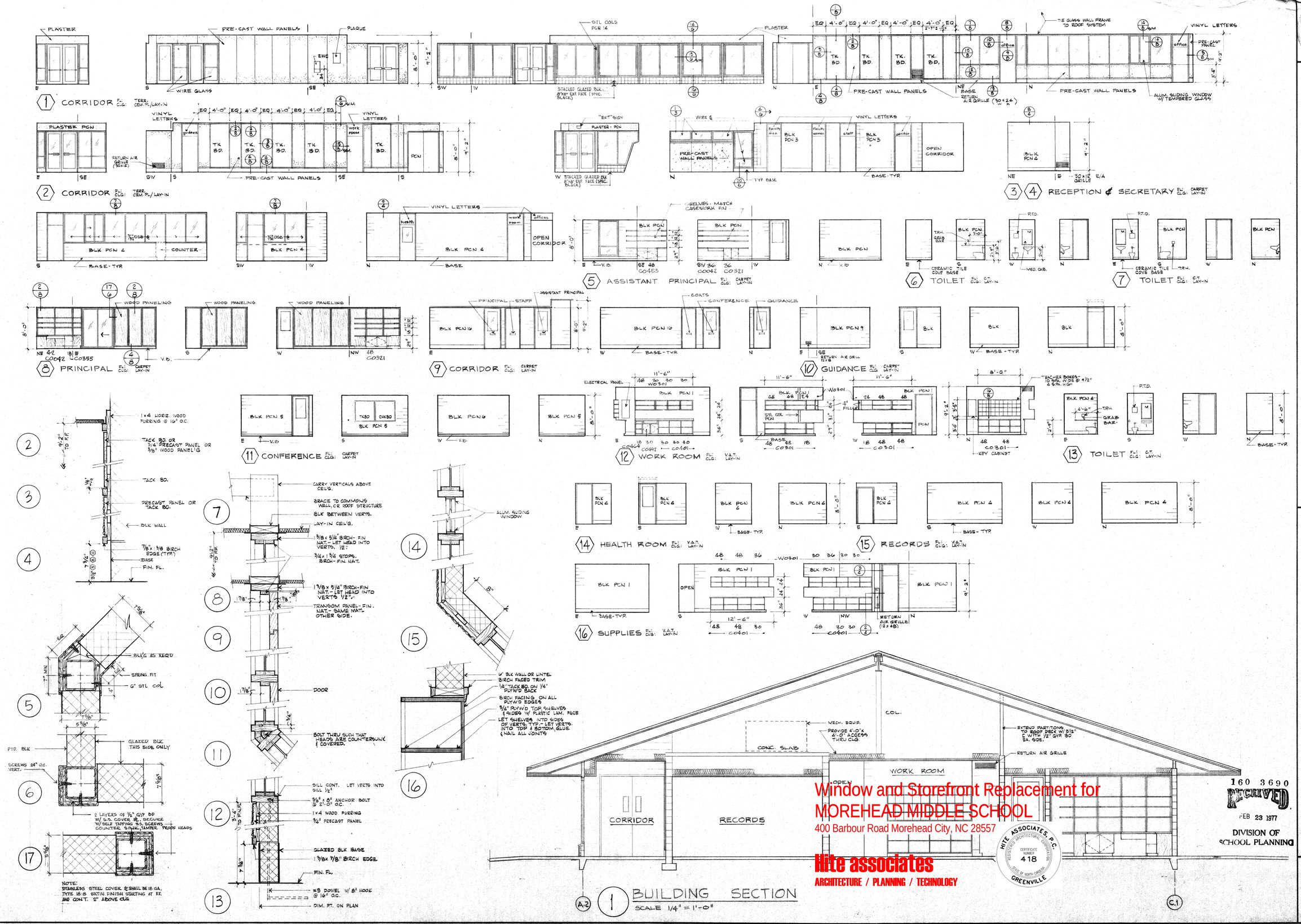


Window and Storefront Replacement for
MOREHEAD MIDDLE SCHOOL
400 Barbour Road Morehead City, NC 28557

**lite associates**
ARCHITECTURE / PLANNING / TECHNOLOGY

LITE ASSOCIATES, P.C. REGISTERED ARCHITECTURAL CORPORATION CERTIFICATE NUMBER 418 STATE OF NORTH CAROLINA GREENVILLE

160 3690
RECEIVED
FEB 23 1977
DIVISION OF SCHOOL PLANNING

**james b willis jr / architect**
401 S 13TH STREET NUMBER ONE BOGUE SOUND PO BOX 808
MOREHEAD CITY NORTH CAROLINA 28557 919-726-7091

DRAWN BY JJR CHECKED BY JW DATE 12/21/76 PROJECT DESIGNER

# ADMINISTRATION SUITE
## SECTION 1/4"
## INTERIOR ELEVATIONS 1/4"
## DETAILS 1/2"

JOB 75-2

SHEET NO. 8 OF 23

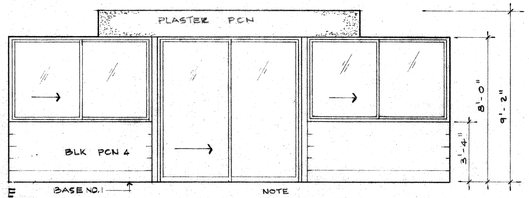


NOTE
SOUTH ELEV. SIM.
WITHOUT DOOR

21 HOME ARTS FL. CARPET CLG. LAY-IN

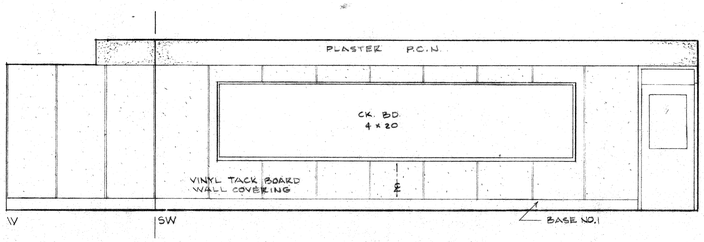


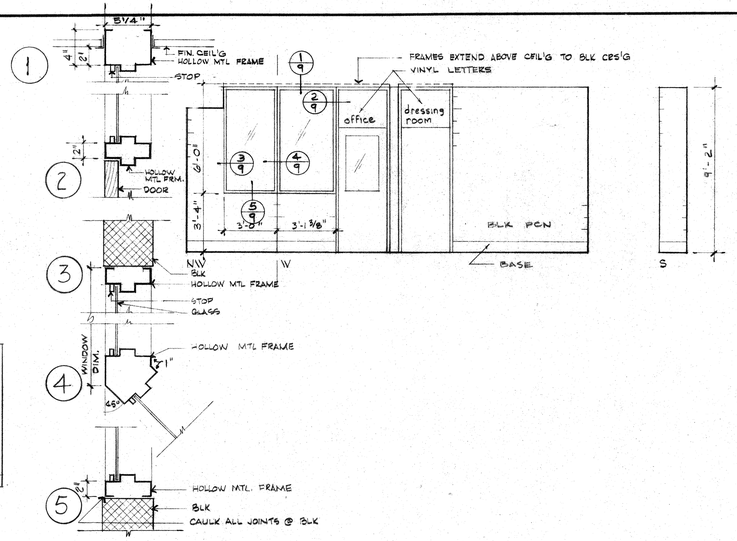


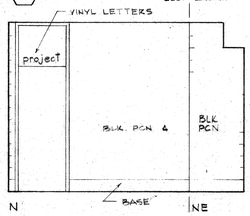


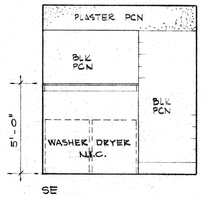


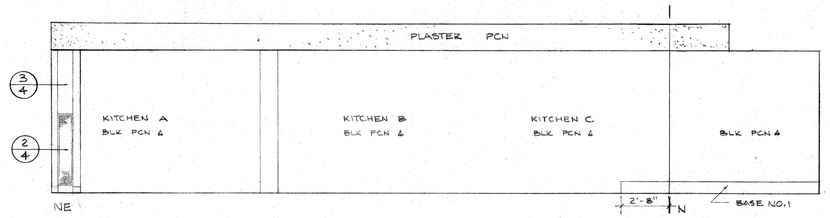


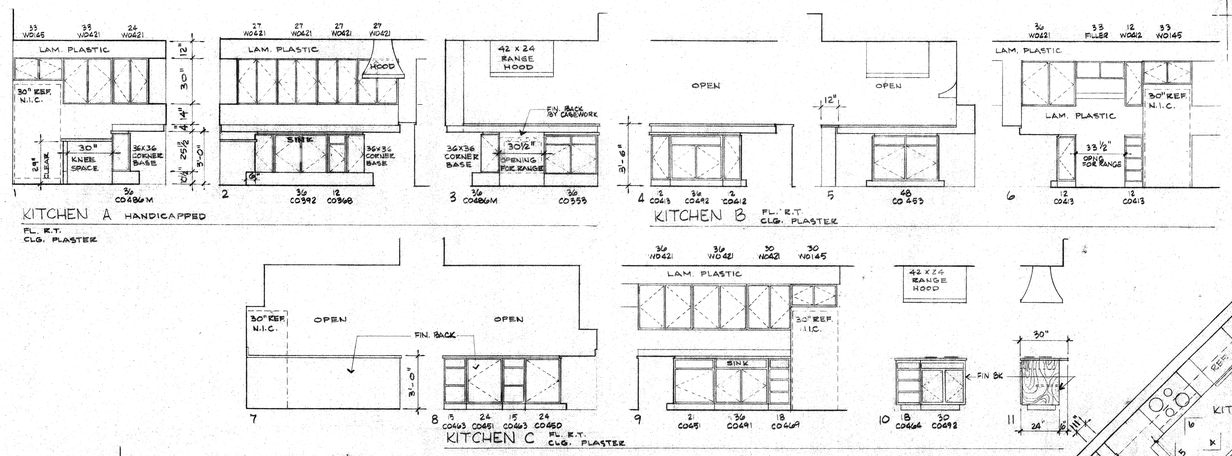


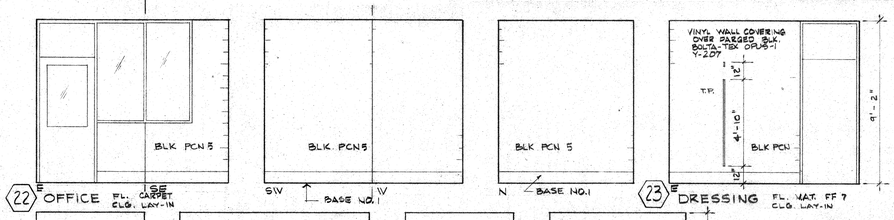


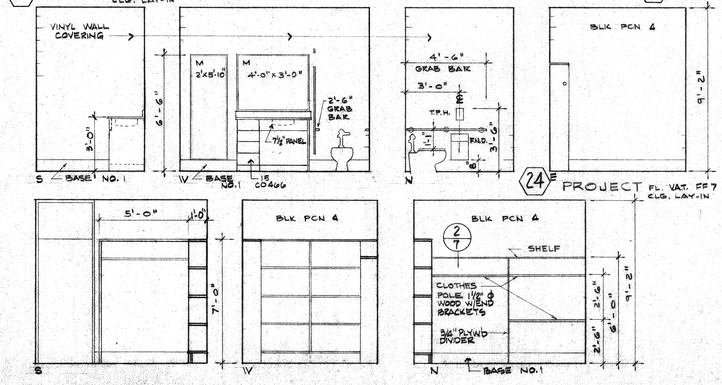


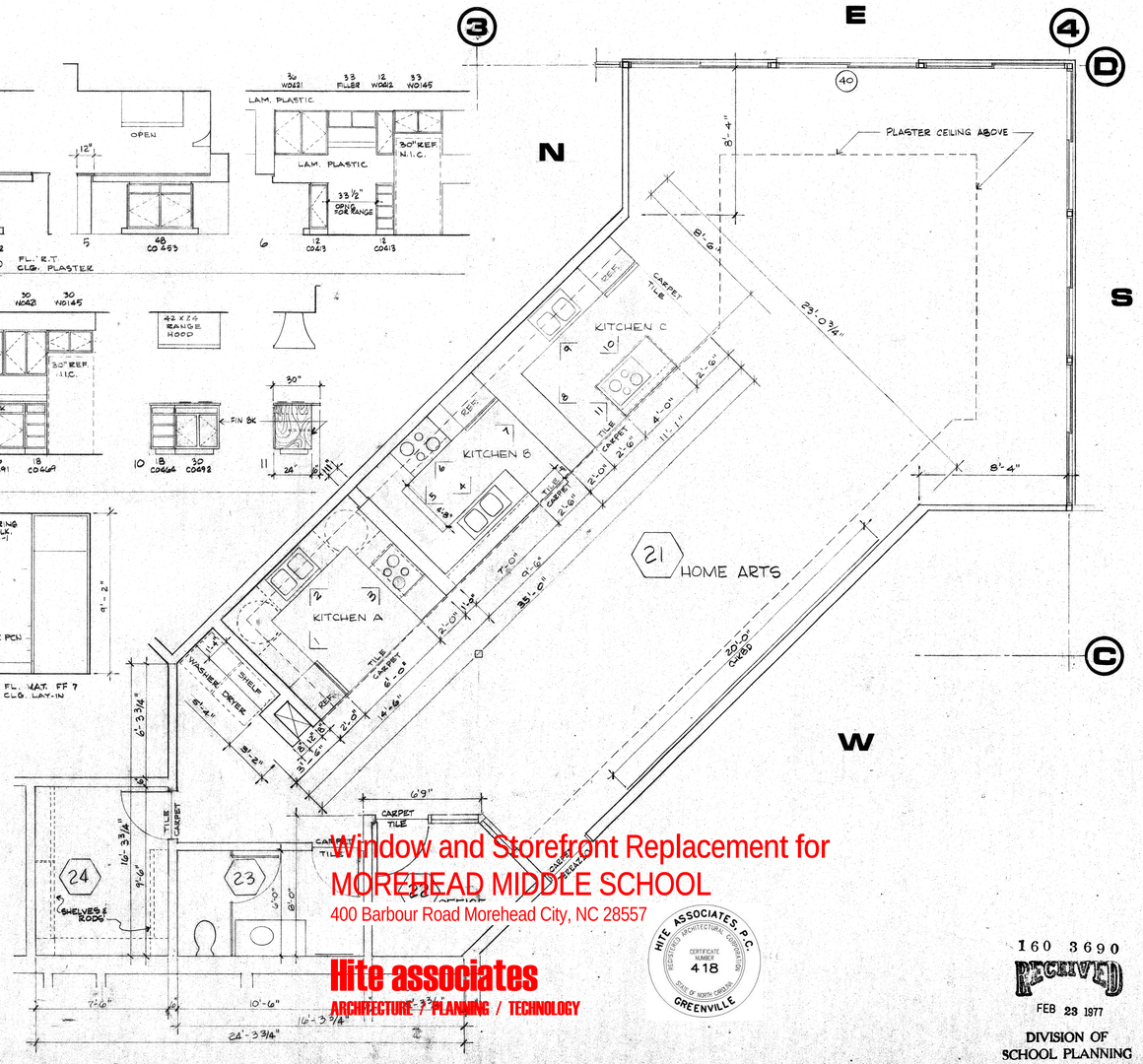


Window and Storefront Replacement for
MOREHEAD MIDDLE SCHOOL
400 Barbour Road Morehead City, NC 28557

Hite associates
ARCHITECTURE / PLANNING / TECHNOLOGY

HITE ASSOCIATES, P.C. REGISTERED ARCHITECTURAL CORPORATION CERTIFICATE NUMBER 418 STATE OF NORTH CAROLINA GREENVILLE

160 3690
RECEIVED
FEB 23 1977
DIVISION OF SCHOOL PLANNING

JAMES B. WILLIS JR. REGISTERED ARCHITECT 1409 STATE OF NORTH CAROLINA MOREHEAD CITY, N.C.

james b willis jr / architect
401 S 13TH STREET NUMBER ONE BOGUE SOUND PO BOX 808
MOREHEAD CITY NORTH CAROLINA 28557 919-726-7091

DRAWN BY JR, BJF CHECKED BY J.W. DATE 12/21/76 PROJECT DESIGNER

HOME ARTS SUITE
PLAN 1/4"
INTERIOR ELEVATIONS 1/4"
DETAILS 1 1/2"

JOB 75-2

SHEET NO. 9 OF 23

37 CORRIDOR FL: CLG: TERR. LAY-IN

38 CORRIDOR FL: CLG: TERR. LAY-IN

39 CORRIDOR FL: CLG: TERR. LAY-IN

40 CORRIDOR FL: CLG: TERR. LAY-IN

41 CORRIDOR FL: CLG: TERR. LAY-IN

42 CORRIDOR FL: CLG: TERR. LAY-IN

43 ELECTRICAL FL: VA.T. CLG: LAY-IN FF 7

44 CORRIDOR FL: CLG: TERR. LAY-IN

45 STRINGS FL: CARPET CLG: LAY-IN

46 BAND FL: CARPET CLG: LAY-IN

47 CHORUS FL: CARPET CLG: GYP BD. - PCN 6

3 REFLECTED CL'G PLAN

4

5

2 BUILDING SECTION
SCALE 1/4" = 1'-0"

6 LOCKER BASE

8 LOCKER BASE
BASE TO BE 6" HGT. BLK. ALONG NORTH WALL ONLY

7 RISERS

1 BUILDING SECTION
SCALE 1/4" = 1'-0"

Window and Storefront Replacement for
MOREHEAD MIDDLE SCHOOL
400 Barbour Road Morehead City, NC 28557

Hite associates
ARCHITECTURE / PLANNING / TECHNOLOGY

HITE ASSOCIATES, P.C. REGISTERED ARCHITECTURAL CORPORATION CERTIFICATE NUMBER 418 STATE OF NORTH CAROLINA GREENVILLE

160 3690
RECEIVED
FEB 23 1977
DIVISION OF SCHOOL PLANNING

REGISTERED ARCHITECT JAMES B. WILLIS JR. 1409 NORTH CAROLINA Beaufort City, N.C.

**james b willis jr / architect**
401 S 13TH STREET NUMBER ONE BOGUE SOUND PO BOX 808
MOREHEAD CITY NORTH CAROLINA 28557 919-726-7091

DRAWN BY CB CHECKED BY JW DATE 12/21/76 PROJECT DESIGNER BF

**MUSIC SECTIONS 1/4" INTERIOR ELEVATIONS 1/4" DETAILS 3/4"**

JOB 75-2

SHEET NO. 10 OF 23

# DOOR SCHEDULE

| DOOR NO. | TYPE | SIZE | FRAME TYPE | T'HOLD TYPE | LABEL | HDWE SET | IDENTIFICATION SEE ELEVATION | FINISH * | REMARKS |
|---|---|---|---|---|---|---|---|---|---|
| 60 | G | 3'-0" x 7'-0" | F-3 | T-5 | — | 3 | 11 | | |
| 61 | G | | F-3 | T-5 | — | 3 | 12 | | |
| 62 | G | | F-3 | T-5 | — | 3 | 13 | | |
| 63 | G | | F-3 | T-5 | — | 3 | 14 | | |
| 64 | G | | F-3 | T-5 | — | 3 | 15 | | |
| 65 | G | | F-3 | T-5 | — | 3 | 16 | | |
| 66 | G | | F-3 | T-5 | — | 3 | 17 | | |
| 67 | D | | F-3 | T-5 | — | 5 | STORAGE | | |
| 68 | D | 3'-6" x 7'-0" | F-3 | T-3 | — | 5 | JANITOR | | |
| 69 | E | 3'-6" x 7'-2" | F-1 | — | — | 5 | — | | |
| 70 | D | 3'-0" x 7'-0" | F-3 | T-5 | — | 5 | BOOKS | | UNDERCUT 5/8" |
| 71 | C | | F-3 | T-5 | — | 5 | TEACHERS AID | | UNDERCUT 5/8" |
| 72 | G | | F-3 | T-5 | — | 3 | 18 | | |
| 73 | A | PR 3'-0" x 7'-0" | F-8 | T-4 | — | 1 | — | | F-11 SIDELIGHT |
| 74 | D | 3'-0" x 7'-0" | F-3 | T-5 | — | 4 | PROCESSING | | |
| 75 | C | 3'-0" x 7'-0" | F-3 | — | — | 4 | A.V. | | |
| 76 | L | 3'-0" x 7'-10" | WD | T-1 | — | 4 | — | | |
| 77 | A | 3'-0" x 7'-10" | ALUM | T-4 | — | 1 | — | | |
| 78 | A | 3'-0" x 7'-10" | ALUM | T-4 | — | 1 | — | | |
| 79 | A | PR 3'-0" x 7'-10" | F-7 | T-4 | — | 1 | — | | SEE ELEV. FOR SIDELIGHT |
| 80 | A | PR 3'-0" x 7'-10" | F-7 | T-4 | — | 1 | — | | " |
| 81 | A | PR 3'-0" x 7'-10" | F-8 | T-4 | — | 1 | — | | F-11 SIDELIGHT |

* ALL DOORS NATURAL FINISH UNLESS OTHERWISE NOTED

REFERENCE DOOR SCHEDULES FOR REPLACEMENT SIZES

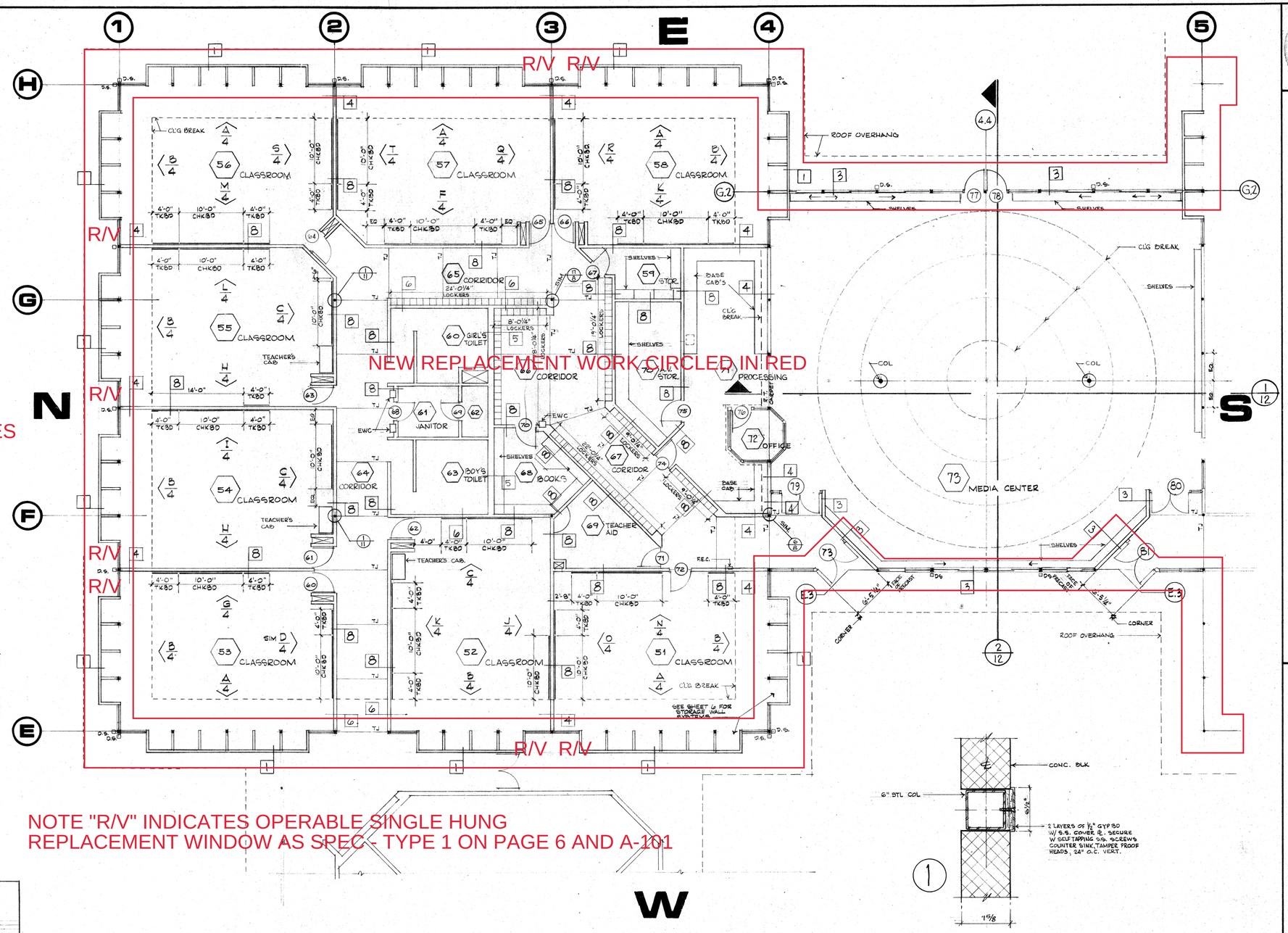


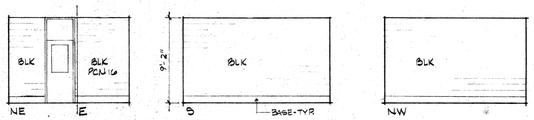


48 INSTRUMENT STORAGE FL: CARPET CLG: LAY-IN

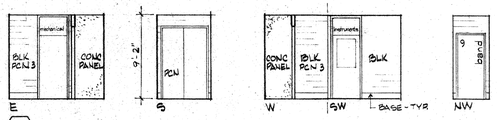


49 CORRIDOR FL: TERR CLG: LAY-IN

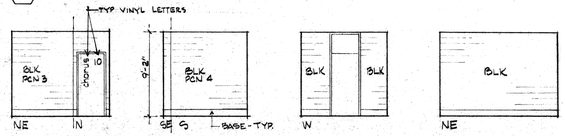


50 MECHANICAL FL: CLG: VA-T-IN FF 7

NOTE "R/V" INDICATES OPERABLE SINGLE HUNG REPLACEMENT WINDOW AS SPEC - TYPE 1 ON PAGE 6 AND A-101




160 3690
RECEIVED
FEB 23 1977
DIVISION OF SCHOOL PLANNING

Window and Storefront Replacement for
MOREHEAD MIDDLE SCHOOL
400 Barbour Road Morehead City, NC 28557

**Hite associates**
ARCHITECTURE / PLANNING / TECHNOLOGY

HITE ASSOCIATES, P.C. REGISTERED ARCHITECTURAL CORPORATION CERTIFICATE NUMBER 418 STATE OF NORTH CAROLINA GREENVILLE

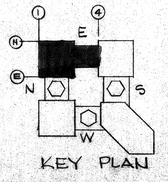


KEY PLAN


**james b willis jr / architect**
401 S 13TH STREET NUMBER ONE BOGUE SOUND PO BOX 808
MOREHEAD CITY NORTH CAROLINA 28557 919-726-7091


DRAWN BY CB CHECKED BY JJW DATE 12/21/76 PROJECT DESIGNER

LASS POD
MEDIA CENTER
PLAN 1/8"
DOOR SCHEDULE

JOB 75-2

SHEET NO. 11 OF 23

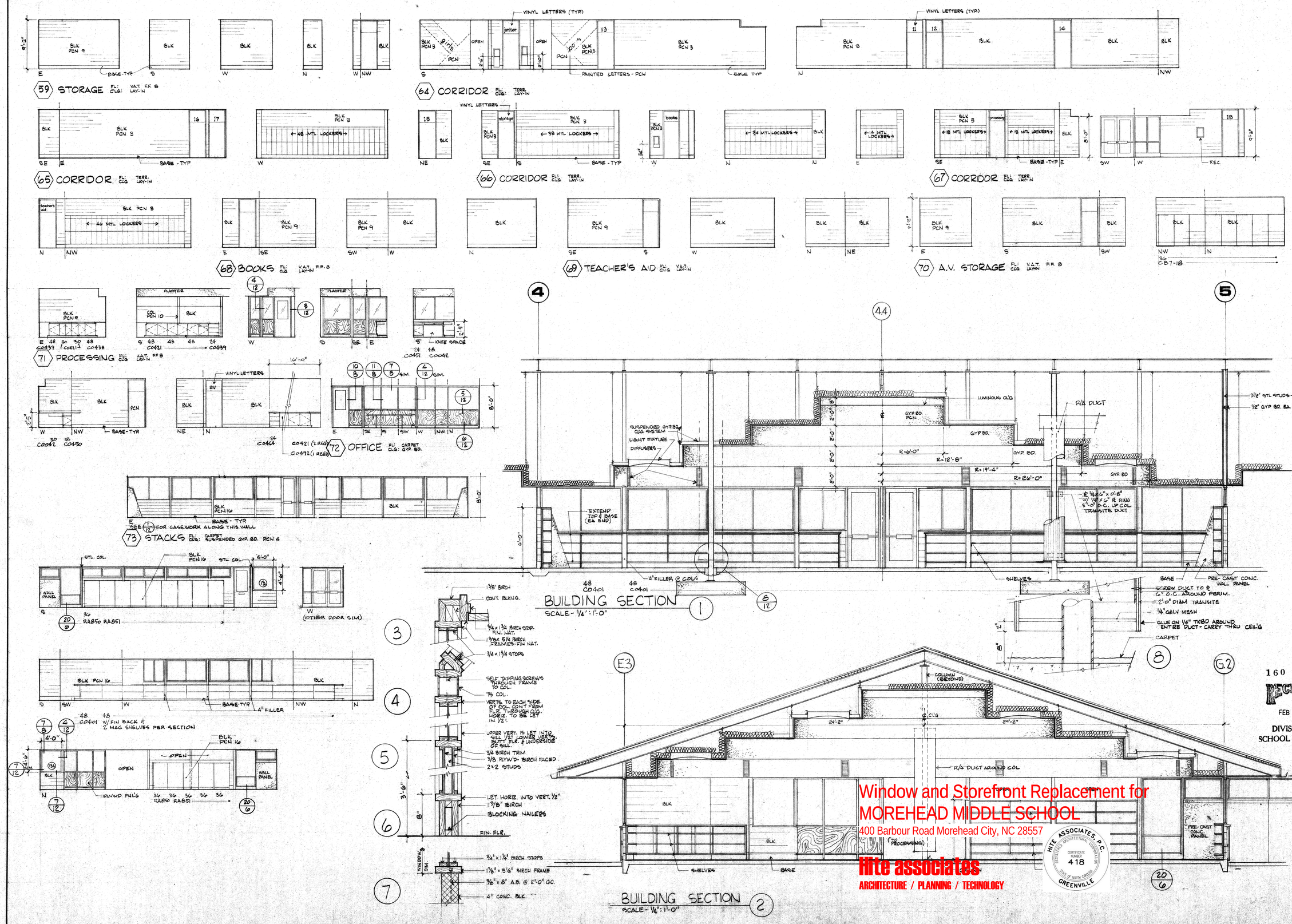


Window and Storefront Replacement for
MOREHEAD MIDDLE SCHOOL
400 Barbour Road Morehead City, NC 28557
Hite associates
ARCHITECTURE / PLANNING / TECHNOLOGY
HITE & ASSOCIATES, P.C.
REGISTERED ARCHITECTURAL CORPORATION
CERTIFICATE NUMBER 418
STATE OF NORTH CAROLINA
GREENVILLE

160 3690
RECEIVED
FEB 23 1977
DIVISION OF SCHOOL PLANNING

REGISTERED ARCHITECT
JAMES B. WILLIS, JR.
1409
NORTH CAROLINA
Morehead City, N.C.

**james b willis jr / architect**
401 S 13TH STREET NUMBER ONE BOGUE SOUND PO BOX 808
MOREHEAD CITY NORTH CAROLINA 28557 919-726-7091

DRAWN BY CB BF CHECKED BY JW DATE 12/21/76 PROJECT DESIGNER

# MEDIA CENTER
## SECTIONS 1/4" INTERIOR ELEVATIONS 1/8" DETAILS 1 1/2"

JOB 75-2

SHEET NO. 12 OF 23

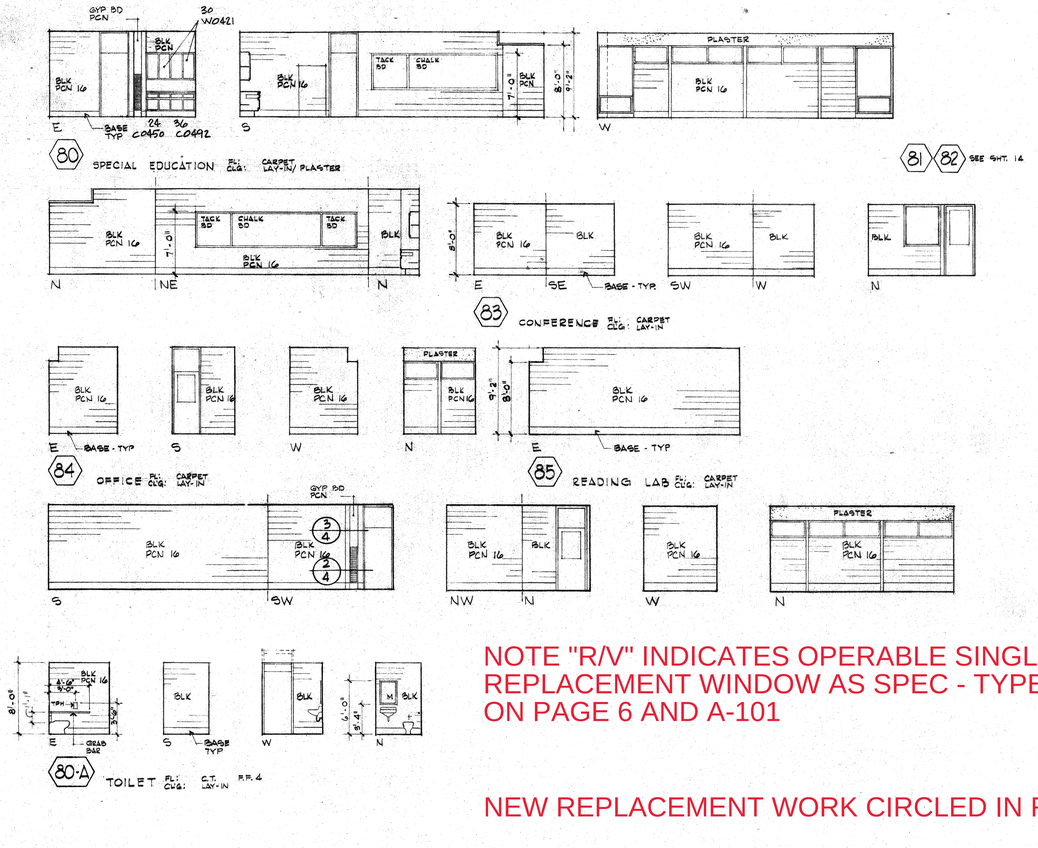


NOTE "R/V" INDICATES OPERABLE SINGLE HUNG REPLACEMENT WINDOW AS SPEC - TYPE 1 AND TYPE 4 ON PAGE 6 AND A-101

NEW REPLACEMENT WORK CIRCLED IN RED

REFERENCE DOOR SCHEDULES FOR REPLACEMENT SIZES

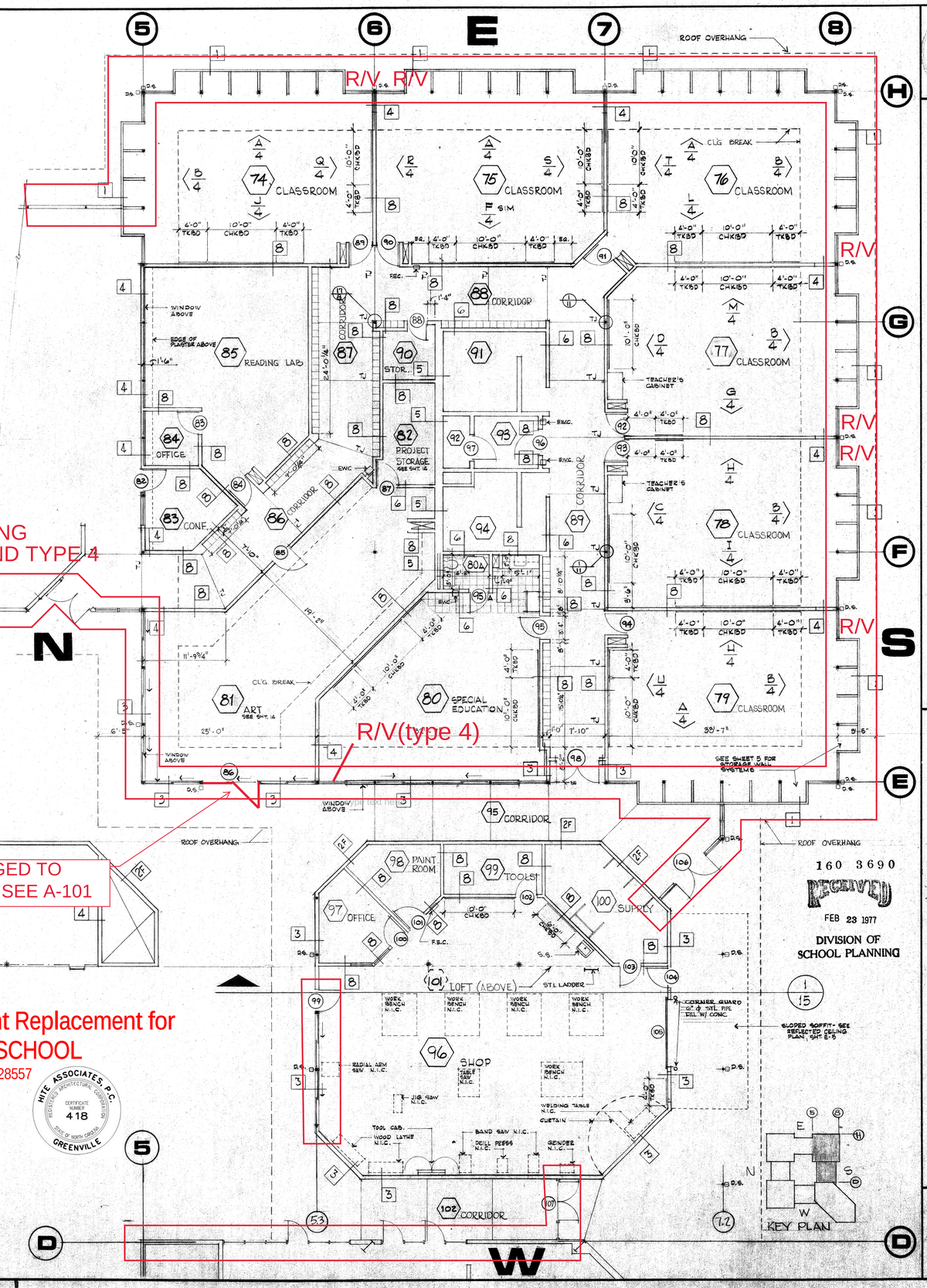


SLIDING GLASS DOOR 86 CHANGED TO SWING DOOR WITH SIDELIGHT - SEE A-101

Window and Storefront Replacement for
MOREHEAD MIDDLE SCHOOL
400 Barbour Road Morehead City, NC 28557

**Hite associates**
ARCHITECTURE / PLANNING / TECHNOLOGY

HITE ASSOCIATES, P.C. REGISTERED ARCHITECTURE CORPORATION CERTIFICATE NUMBER 418 STATE OF NORTH CAROLINA GREENVILLE

## DOOR SCHEDULE

| DOOR NO. | TYPE | SIZE | FRAME TYPE | T'HOLD TYPE | LABEL | HDWE SET | IDENTIFICATION SEE ELEVATION | FINISH * | REMARKS |
|---|---|---|---|---|---|---|---|---|---|
| 82 | L | 3'-0" x 7'-10" | F-2 | — | — | 4 | CONFERENCE | | |
| 83 | C | 3'-0" x 7'-0" | F-3 | — | — | 4 | OFFICE | | |
| 84 | G | 3'-0" x 7'-0" | F-3 | T-1 | — | 3 | 20 | | |
| 85 | C | 3'-0" x 7'-0" | F-4 | T-5 | — | 3 | 19 | | |
| 86 | B | 8'-0" x 8'-0" | ALUM | — | — | 11 | — | | |
| 87 | D | 3'-0" x 7'-0" | F-3 | — | — | 5 | PROJECT | | |
| 88 | D | 3'-0" x 7'-0" | F-3 | T-5 | — | 5 | STORAGE | | |
| 89 | G | | F-3 | T-5 | — | 3 | 21 | | |
| 90 | G | | F-3 | T-5 | — | 3 | 22 | | |
| 91 | G | | F-3 | T-5 | — | 3 | 23 | | |
| 92 | G | | F-3 | T-5 | — | 3 | 24 | | |
| 93 | G | | F-3 | T-5 | — | 3 | 25 | | |
| 94 | G | | F-3 | T-5 | — | 3 | 27 | | |
| 95 | G | | F-3 | T-1 | — | 3 | 26 | | |
| 95 A | D | 3'-0" x 7'-0" | F-4 | T-2 | — | 3 | — | | |
| 96 | D | 3'-0" x 7'-0" | F-3 | T-3 | — | 5 | — | | |
| 97 | E | 3'-0" x 7'-2" | F-1 | — | — | 5 | — | | |
| 98 | A | PR 3'-0" x 7'-10" | F-8 | T-4 | — | 1 | — | | |
| 99 | E | 3'-0" x 7'-10" | F-8 | T-4 | — | 3A | — | | |
| 100 | E | 3'-0" x 7'-10" | F-2 | T-3 | — | 4 | OFFICE | | |
| 101 | E | | F-2 | — | — | 5 | PAINT | | |
| 102 | E | | F-2 | — | — | 5 | TOOLS | | |
| 103 | E | | F-2 | — | — | 5 | SUPPLY | | |
| 104 | E | | F-8 | T-4 | — | 3A | — | | |
| 105 | K | 10'-0" x 7'-10" | — | — | — | — | — | PAINT | |
| 106 | A | PR 3'-0" x 7'-10" | F-7 | T-4 | — | 1 | — | | F-11 SIDELIGHT |
| 107 | A | PR 3'-0" x 7'-10" | F-7 | T-4 | — | 1 | — | | SEE ELEV. FOR SIDELIGHT |

* ALL DOORS NATURAL FINISH UNLESS OTHERWISE NOTED.

160 3690
RECEIVED
FEB 23 1977
DIVISION OF SCHOOL PLANNING

KEY PLAN


**james b willis jr / architect**
401 S 13TH STREET NUMBER ONE BOGUE SOUND PO BOX 808
MOREHEAD CITY NORTH CAROLINA 28557 919-726-7091


DRAWN BY CB CT CHECKED BY JW DATE 12/21/76 PROJECT DESIGNER

# SIXTH GRADE POD INDUSTRIAL ARTS PLAN 1/8" DOOR SCHEDULE

JOB 75-2

SHEET NO. 13 OF 23

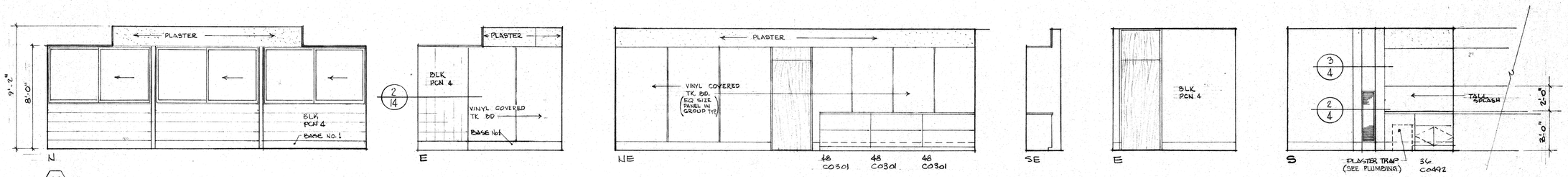


81 ART FL: CONC F.F.II
CLG LAY-IN/PLASTER
NOTE:
CARRY BASE AROUND FULL PERIMETER OF ROOM

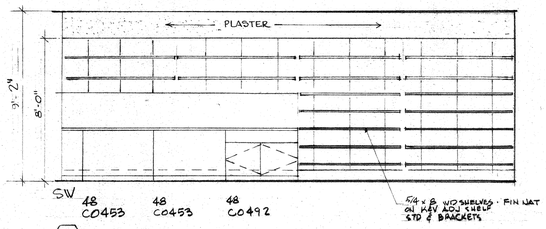


81 CONT'D

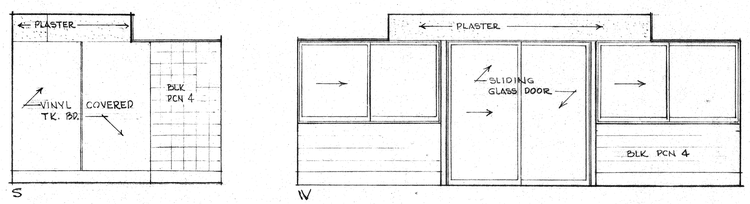





82 PROJECT STORAGE FL. CONC FF II
CLG LAY IN

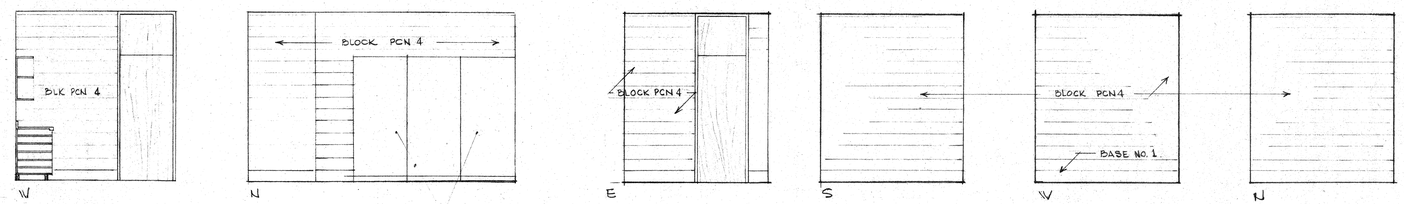


82 CONT'D

90 STORAGE FL R.T.
CLG LAY-IN

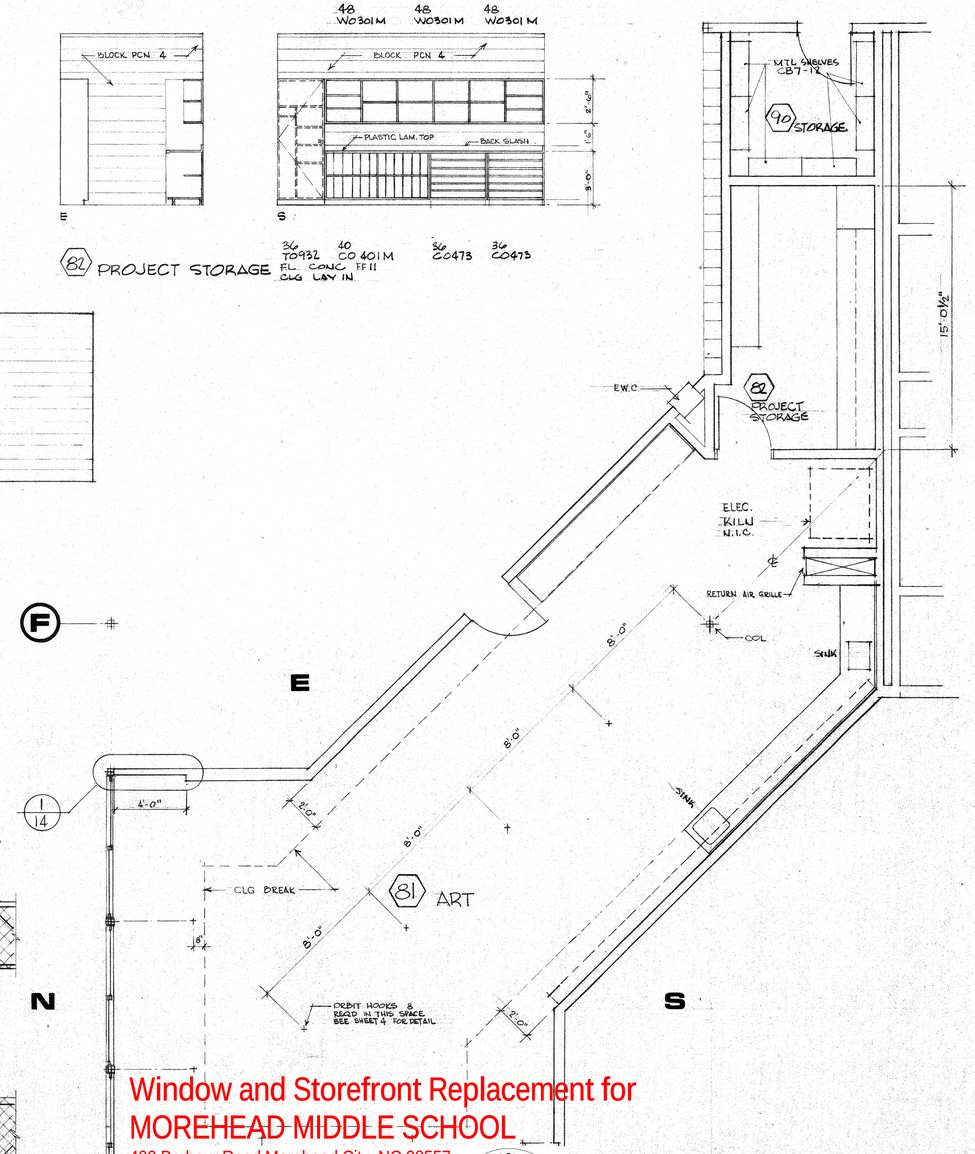


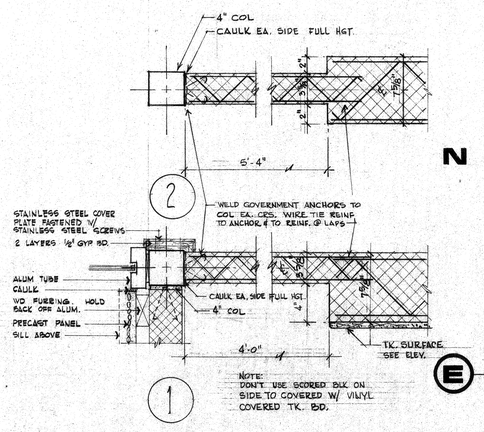


PLAN

Window and Storefront Replacement for
MOREHEAD MIDDLE SCHOOL
400 Barbour Road Morehead City, NC 28557

Hite associates
ARCHITECTURE / PLANNING / TECHNOLOGY

HITE ASSOCIATES, P.C. REGISTERED ARCHITECTURAL CORPORATION CERTIFICATE NUMBER 418 STATE OF NORTH CAROLINA GREENVILLE

160 3690
RECEIVED
FEB 23 1977
DIVISION OF SCHOOL PLANNING

PRELIMINARY JAMES B. WILLIS, JR. REGISTERED ARCHITECT 1409 NORTH CAROLINA Morehead City, N.C.


**james b willis jr / architect**
401 S 13TH STREET NUMBER ONE BOGUE SOUND PO BOX 808
MOREHEAD CITY NORTH CAROLINA 28557 919-726-7091


DRAWN BY CB CHECKED BY JW DATE 12/21/76 PROJECT DESIGNER

ART PLAN 1/4" INTERIOR ELEVATIONS 1/4" DETAILS

JOB 75-2

SHEET NO. 14 OF 23

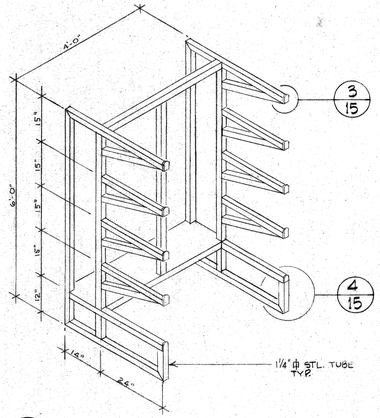


1 STORAGE UNIT

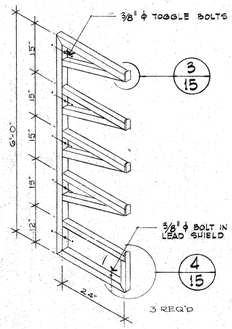


2 SHELF UNIT

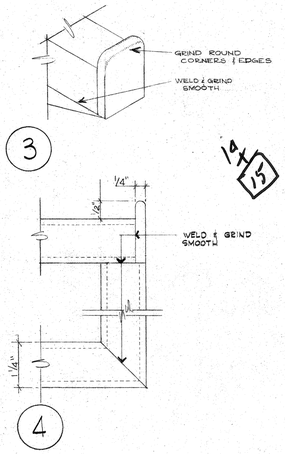


3 4

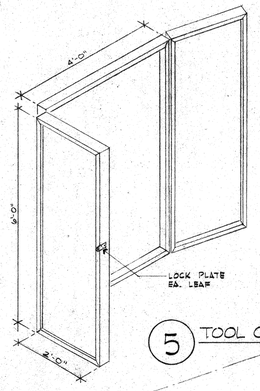


5 TOOL CABINET

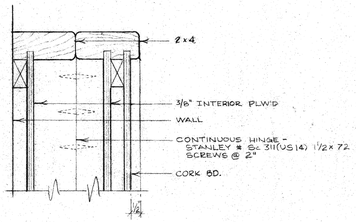


6 CABINET DETAIL

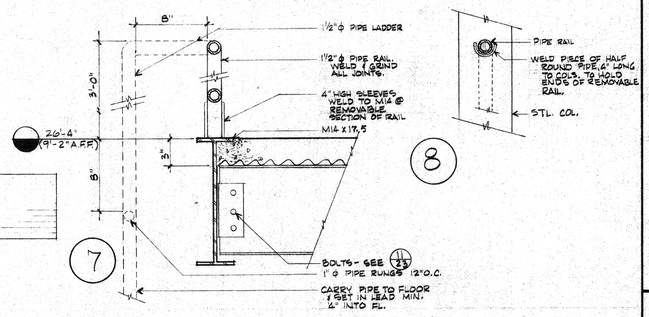


7 8

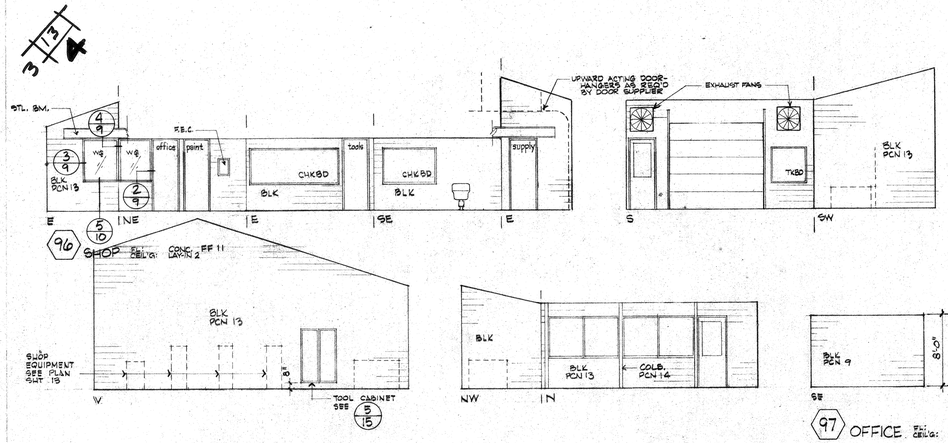


96 SHOP FL: CONC. CEILG: LAY-IN 2 FF 11

97 OFFICE FL: CEILG: VAT LAY-IN 2 FF 8

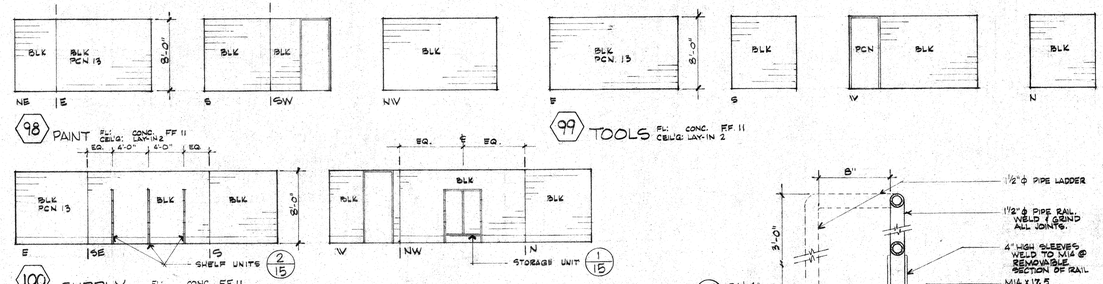


98 PAINT FL: CEILG: CONC. LAY-IN 2 FF 11

99 TOOLS FL: CONC. CEILG: LAY-IN 2 FF. 11

100 SUPPLY FL: CEILG: CONC. LAY-IN 2

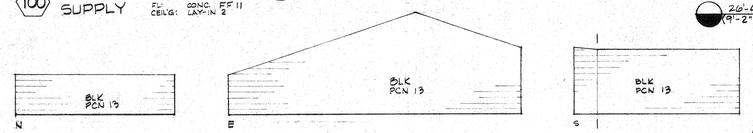


101 LOFT FL: CONC. CEILG: LAY-IN 2

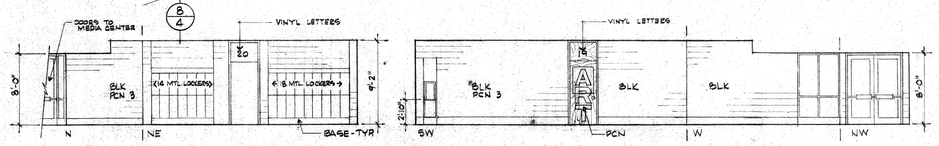


86 CORRIDOR FL: CEILG: TERR. LAY-IN

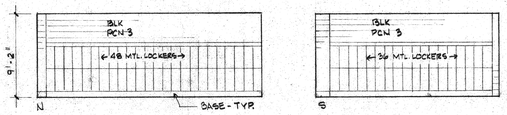


87 CORRIDOR FL: CEILG: TERR. LAY-IN

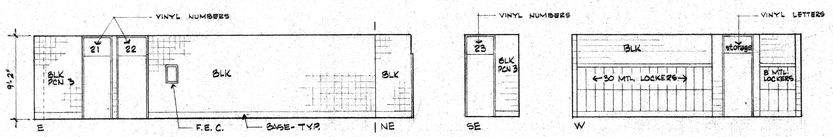


88 CORRIDOR FL: CEILG: TERR. LAY-IN

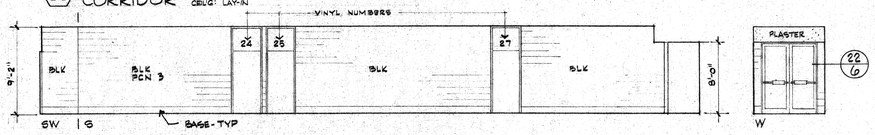


89 CORRIDOR FL: CEILG: TERR. LAY-IN

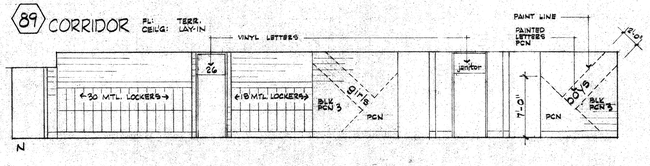

1 BUILDING SECTION
SCALE - 1/4" : 1'-0"


160 3690
RECEIVED
FEB 23 1977
DIVISION OF SCHOOL PLANNING

Window and Storefront Replacement for
MOREHEAD MIDDLE SCHOOL
400 Barbour Road Morehead City, NC 28557
Hite associates
ARCHITECTURE / PLANNING / TECHNOLOGY
HITE ASSOCIATES, P.C. REGISTERED ARCHITECTURE CORPORATION CERTIFICATE NUMBER 418 STATE OF NORTH CAROLINA GREENVILLE



JAMES B. WILLIS, JR. REGISTERED ARCHITECT 1409 NORTH CAROLINA
PREPARED BY
MORE CITY, N.C.

**james b willis jr / architect**
401 S 13TH STREET NUMBER ONE BOGUE SOUND PO BOX 808
MOREHEAD CITY NORTH CAROLINA 28557 919-726-7091


DRAWN BY CT CHECKED BY JW DATE 12/21/76 PROJECT DESIGNER

# SHOP SECTION 1/4" INTERIOR ELEVATIONS 1/8" DETAILS 1/2"

JOB 75-2

SHEET NO. 15 OF 23

## DOOR SCHEDULE

| DOOR NO. | TYPE | SIZE | FRAME TYPE | T'HOLD TYPE | LABEL | HDWE SET | IDENTIFICATION SEE ELEVATION | FINISH * | REMARKS |
|---|---|---|---|---|---|---|---|---|---|
| 137 | H | 3'-0" x 7'-2" | F-1 | - | B | 6 | STAIRS | | |
| 138 | F | 3'-0" x 7'-2" | F-1 | T-5 | — | 5 | MECHANICAL | | |
| 139 | C | 3'-0" x 7'-2" | F-1 | — | - | 4 | OFFICE | | |
| 140 | C | 3'-0" x 7'-2" | F-1 | — | - | 4 | OFFICE | | |
| 141 | F | 3'-0" x 7'-2" | F-1 | T-5 | - | 3 | 30 | | |
| 142 | F | 3'-0" x 7'-2" | F-1 | T-5 | - | 5 | MECHANICAL | | |
| 143 | F | 3'-0" x 7'-2" | F-1 | — | - | 3 | TEAM ROOM | | |
| 144 | H | 3'-0" x 7'-2" | F-1 | — | B | 6 | STAIRS | | |
| 145 | F | PR. 3'-0" x 7'-2" | F-1 | T-6 | — | 13 | — | | |
| 146 | F | PR. 3'-0" x 7'-2" | F-1 | T-6 | — | 13 | — | | |

* ALL DOORS NATURAL FINISH UNLESS OTHERWISE NOTED.

REFERENCE DOOR SCHEDULES FOR REPLACEMENT SIZES

## DOOR SCHEDULE

| DOOR NO. | TYPE | SIZE | FRAME TYPE | T'HOLD TYPE | LABEL | HDWE SET | IDENTIFICATION SEE ELEVATION | FINISH * | REMARKS |
|---|---|---|---|---|---|---|---|---|---|
| 108 | A | 3'-0" x 7'-10" | F-10 | T-4 | — | 1 | — | | |
| 109 | A | 3'-0" x 7'-10" | F-9 | T-4 | — | 1 | — | | |
| 110 | A | 3'-0" x 7'-10" | F-9 | T-4 | — | 1 | — | | |
| 111 | E | 3'-0" x 7'-10" | F-2 | T-3 | — | 8 | BOYS | | |
| 112 | E | 3'-0" x 7'-10" | F-2 | T-3 | — | 8 | BOYS | | |
| 113 | E | 3'-0" x 7'-10" | F-2 | — | — | 8 | LOCKERS | | |
| 114 | E | 3'-0" x 7'-10" | F-2 | T-5 | — | 5 | JANITOR | | |
| 115 | A | PR. 3'-0" x 7'-10" | F-8 | T-4 | — | 1 | — | | |
| 116 | H | PR. 3'-0" x 7'-10" | F-2 | T-5 | B | 2A | — | | WIRE GLASS |
| 117 | E | PR. 3'-0" x 7'-10" | F-8 | T-4 | — | 1 | — | | |
| 118 | H | 3'-0" x 7'-10" | F-2 | — | B | 6 | STAIRS | | WIRE GLASS |
| 119 | H | 3'-0" x 7'-10" | F-2 | — | B | 3 | 28 | | WIRE GLASS |
| 120 | H | 3'-0" x 7'-10" | F-2 | T-5 | — | 3 | — | | |
| 121 | E | 4'-0" x 7'-2" | F-5 | T-4 | — | 3A | — | | |
| 122 | I | PR. 3'-6" x 7'-2" | F-5 | T-4 | — | 9 | — | | FULL LOUVERS |
| 122A | | | | OMITTED | | | | | — |
| 123 | E | PR. 3'-0" x 7'-10" | F-8 | T-4 | — | 1 | — | | |
| 124 | H | 3'-0" x 7'-10" | F-2 | — | B | 6 | STAIRS | | WIRE GLASS |
| 125 | E | 3'-0" x 7'-2" | F-1 | — | — | 5 | STORAGE | | |
| 126 | H | 3'-0" x 7'-10" | F-2 | T-5 | B | 3 | 29 | | WIRE GLASS |
| 127 | H | PR. 3'-0" x 7'-10" | F-2 | T-5 | B | 2A | — | | WIRE GLASS |
| 128 | A | PR. 3'-0" x 7'-10" | F-8 | T-4 | — | 1 | — | | |
| 129 | E | 3'-0" x 7'-10" | F-2 | T-3 | — | 8 | GIRLS | | |
| 130 | E | 3'-0" x 7'-10" | F-2 | — | — | 8 | LOCKERS | | |
| 131 | E | 3'-0" x 7'-10" | F-2 | T-3 | — | 8 | GIRLS | | |
| 132 | A | 3'-0" x 7'-10" | F-9 | T-4 | — | 1 | — | | |
| 133 | A | 3'-0" x 7'-10" | F-9 | T-4 | — | 1 | — | | |
| 134 | A | 3'-0" x 7'-10" | F-10 | T-4 | — | 1 | — | | |
| 135 | J | 3'-0" x 7'-10" | F-2 | T-5 | — | 12 | — | | DUTCH DOOR |
| 136 | F | 3'-0" x 7'-2" | F-1 | — | — | 5 | — | | |

* ALL DOORS NATURAL FINISH UNLESS OTHERWISE NOTED

NEW REPLACEMENT WORK CIRCLED IN RED

Window and Storefront Replacement for
MOREHEAD MIDDLE SCHOOL
400 Barbour Road Morehead City, NC 28557

Hite associates
ARCHITECTURE / PLANNING / TECHNOLOGY

HITE ASSOCIATES, P.C. CERTIFICATE NUMBER 418 REGISTERED ARCHITECTURE CORPORATION STATE OF NORTH CAROLINA GREENVILLE

JAMES B. WILLIS REGISTERED ARCHITECT 1409 NORTH CAROLINA Morehead City


james b willis jr / architect
401 S 13TH STREET NUMBER ONE BOGUE SOUND PO BOX 808
MOREHEAD CITY NORTH CAROLINA 28557 919-726-7091


DRAWN BY: CB/BF CHECKED BY: JW DATE: 2/21/76 PROJECT DESIGNER

GYMNASIUM & COMMONS
PLAN 1/8"
DOOR SCHEDULE

JOB 75-2

SHEET NO. 16 OF 23

160 3690
RECEIVED
FEB 23 1977
DIVISION OF SCHOOL PLANNING

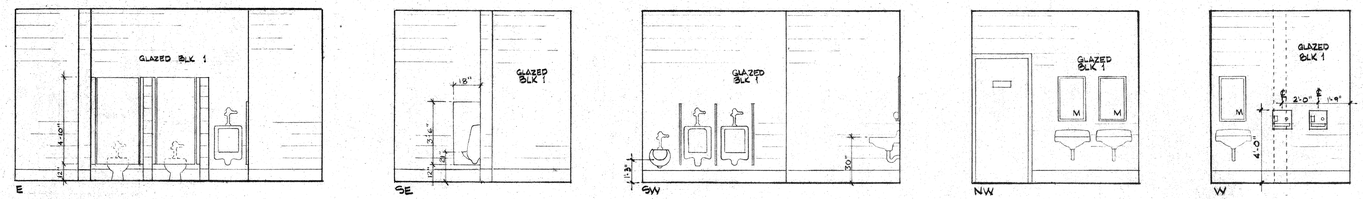


104 BOYS' TOILET FL: CERAMIC TILE F.F. 10
CLG: LAY-IN

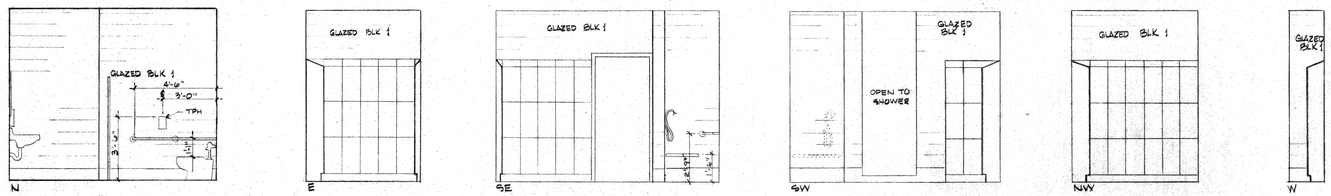


105 LOCKERS FL: CERAMIC TILE F.F. 10
CLG: LAY-IN

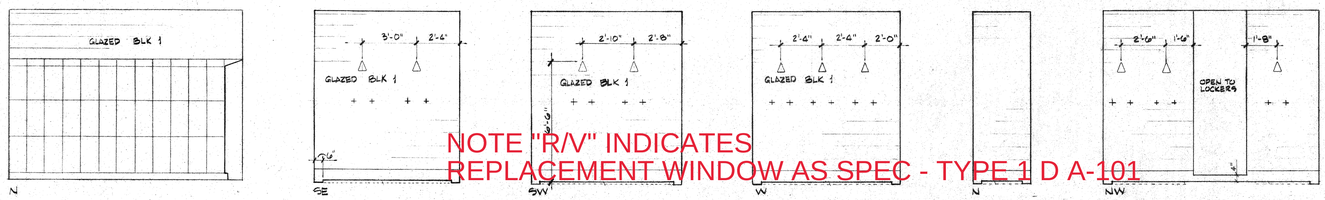


NOTE "R/V" INDICATES
REPLACEMENT WINDOW AS SPEC - TYPE 1 D A-101

106 SHOWER FL: CERAMIC TILE F.F. 10
CLG:

## BOYS' LOCKER ROOM

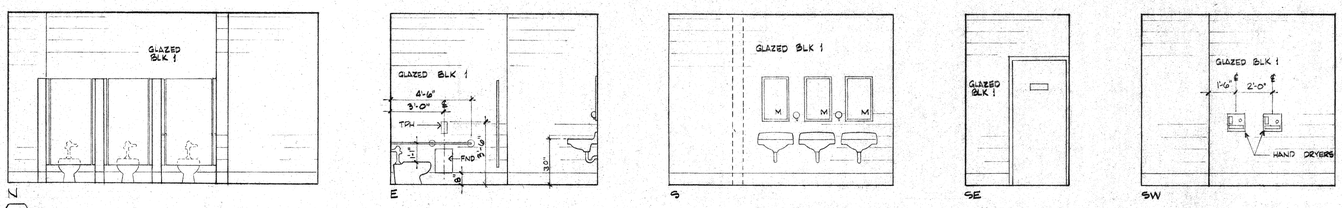


110 GIRLS' TOILET FL: CERAMIC TILE F.F. 10
CLG: LAY-IN

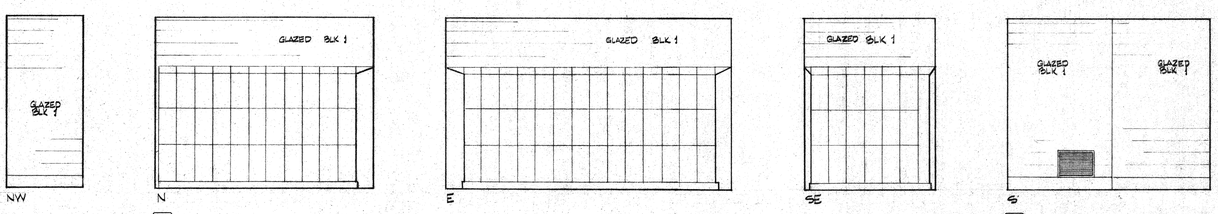


111 LOCKERS FL: CERAMIC TILE F.F. 10
CLG:

112 SHOWER FL: CERAMIC TILE
CLG:

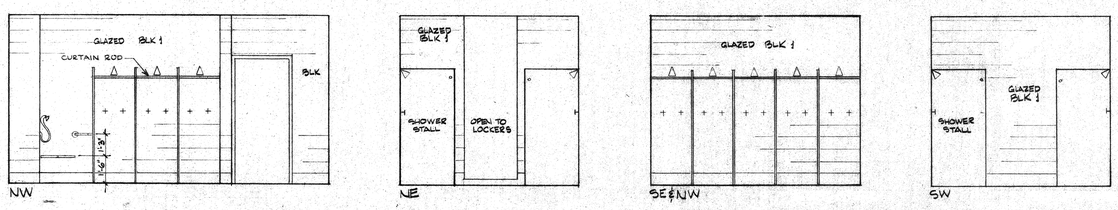


113 SHOWER FL: CERAMIC TILE F.F. 10
CLG:

## GIRLS' LOCKER ROOM

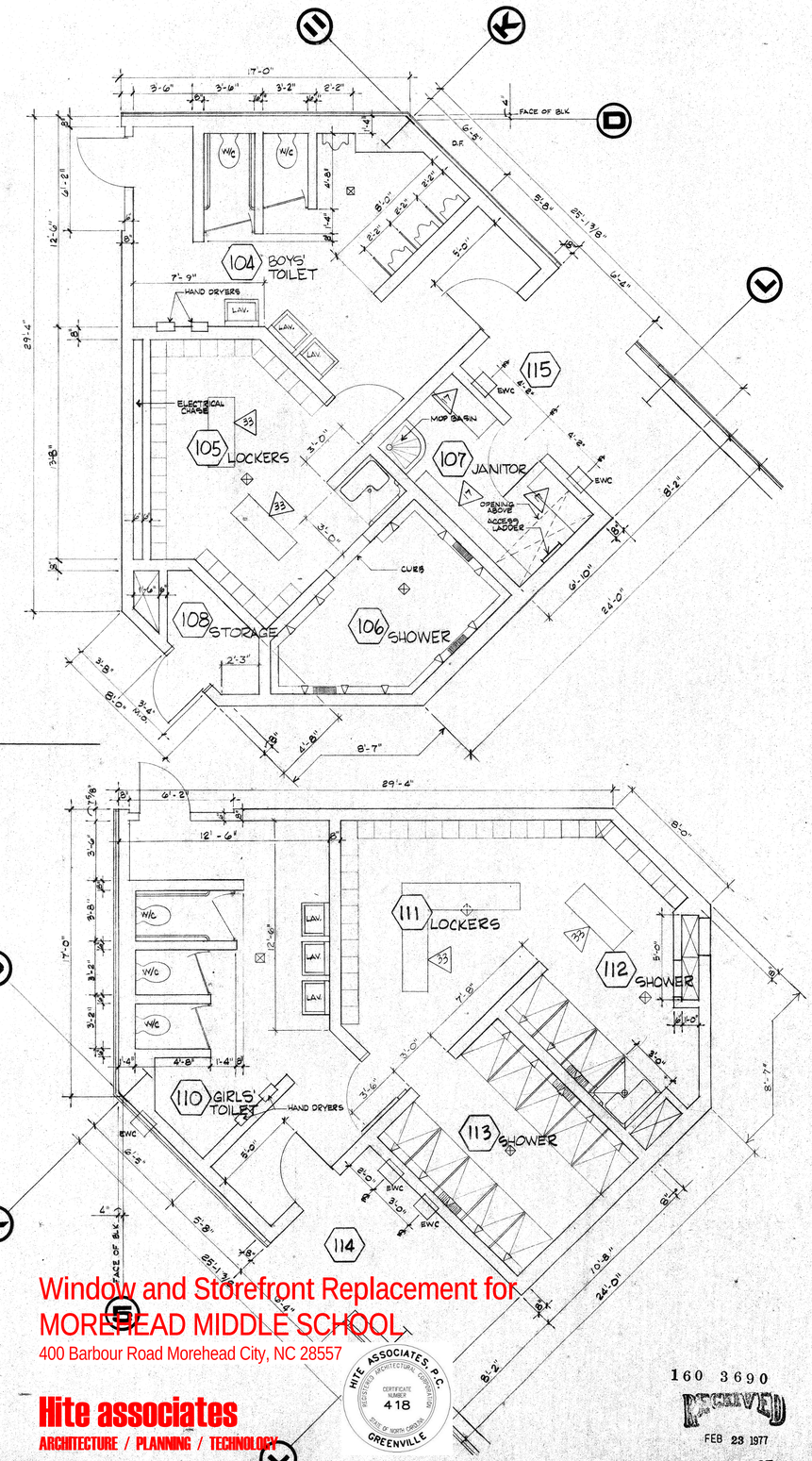


Window and Storefront Replacement for
MOREHEAD MIDDLE SCHOOL
400 Barbour Road Morehead City, NC 28557

**Hite associates**
ARCHITECTURE / PLANNING / TECHNOLOGY

HITE ASSOCIATES, P.C.
REGISTERED ARCHITECTURAL CORPORATION
CERTIFICATE NUMBER 418
STATE OF NORTH CAROLINA
GREENVILLE

160 3690
RECEIVED
FEB 23 1977
DIVISION OF SCHOOL PLANNING

PREPARED BY JAMES B. WILLIS, JR. ARCHITECT
REGISTERED ARCHITECT 1409
NORTH CAROLINA
MOREHEAD CITY, N. C.

**james b willis jr / architect**
401 S 13TH STREET NUMBER ONE BOGUE SOUND PO BOX 808
MOREHEAD CITY NORTH CAROLINA 28557 919-726-7091

DRAWN BY CB CHECKED BY JW DATE 12/21/76 PROJECT DESIGNER

# LOCKER ROOMS
PLANS 1/4"
INTERIOR ELEVATIONS 1/4"
DETAILS

JOB 75-2

SHEET NO. 17 OF 23

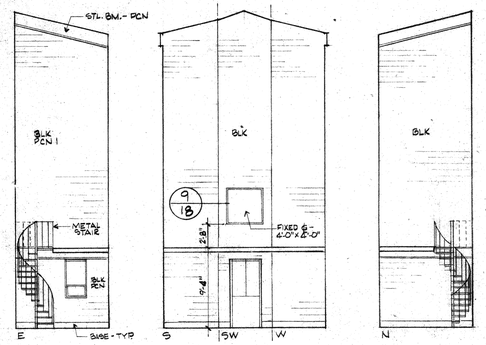


103 A STUDENT STORE ℄ FL: ℄ CLG:

103 B STORAGE FL: CONC. CLG: EXPOSED ROOF CONSTR.

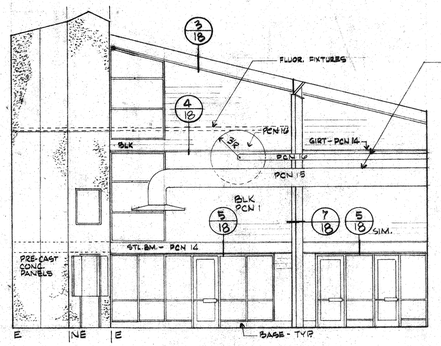


103 COMMONS FL: CLG: TERRAZZO, CARPET, CONC. W/FF 11 (SEE PLAN) EXPOSED ROOF CONSTR.

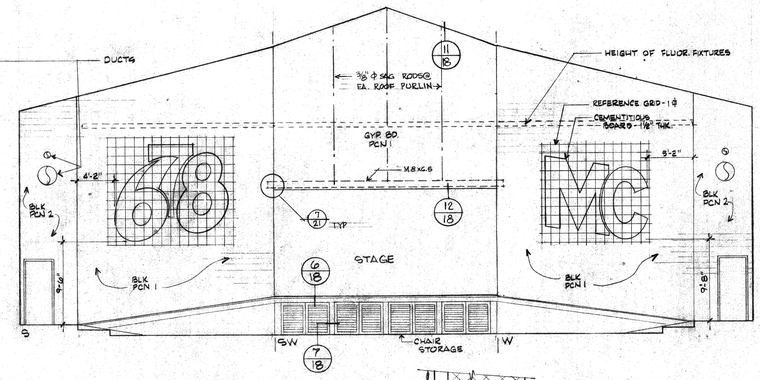


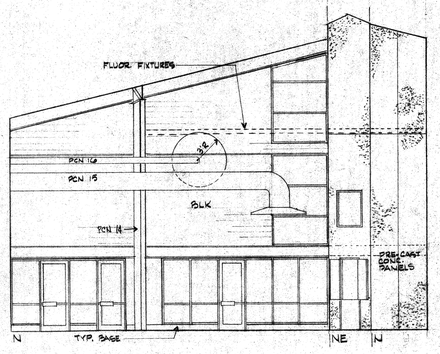


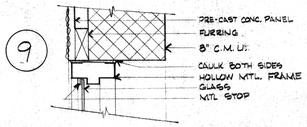


9

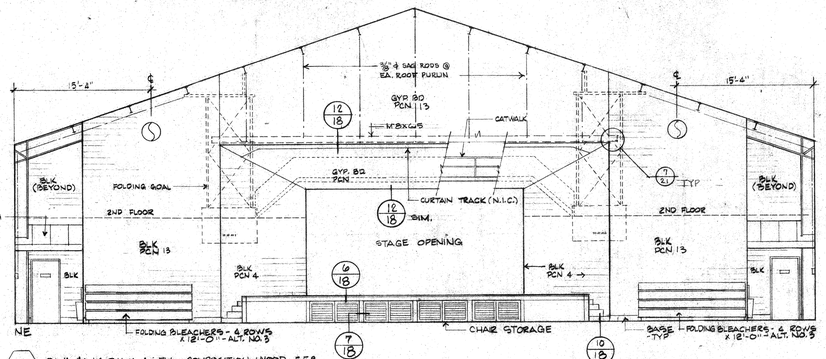


117 GYMNASIUM FL: CLG: COMPOSITION WOOD F.F.9 EXPOSED ROOF CONSTR.

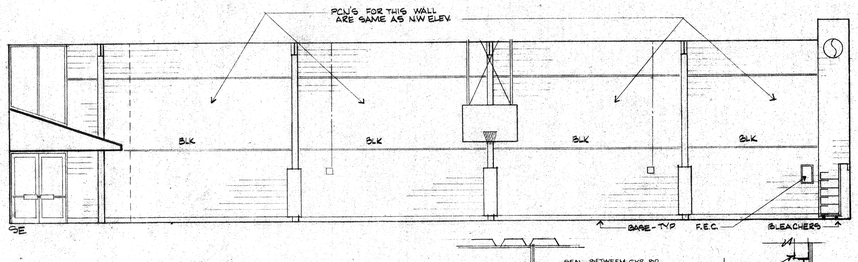


NOTE:
1. FILL WALL SOLID WITH CONC. AT VERT. REINF. FROM LINTEL BM. TO ROOF BM. CONC. TO BE 3000 PSI W/MAX. AGGREGATE SIZE: 3/8". SLOT C9 GIRT FOR REINF. TO PASS. WELD REINF. TO TOP FLG. OF W16 LINTEL.
2. CONNECT W16 TO COL. 110 SIM. TO (24/23) TO RIGID FRAME COL. W/DETAIL (16/18)

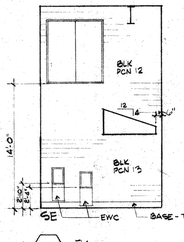


114 FL:

NOTE: OTHER ELEVATIONS INCLUDED W/GYMNASIUM ELEVATIONS.

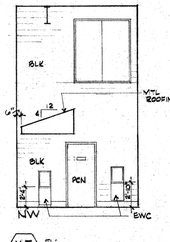


115 FL:

NOTE: OTHER ELEVATIONS INCLUDED W/GYMNASIUM ELEVATIONS.

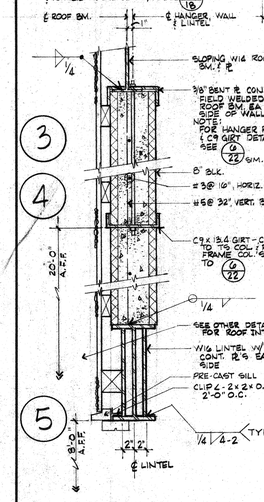


3 4 5

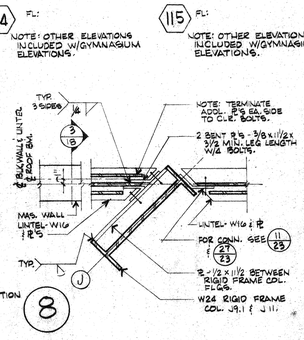


8

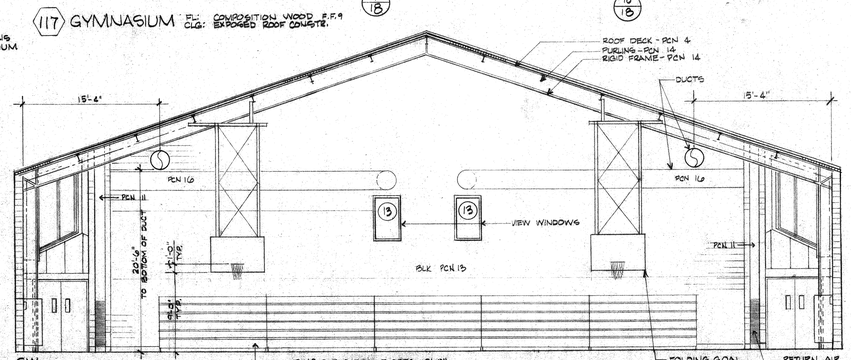


BUILDING SECTION 2
SCALE - 1/8" : 1'-0"

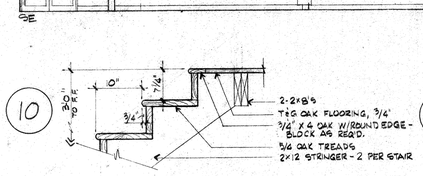


10

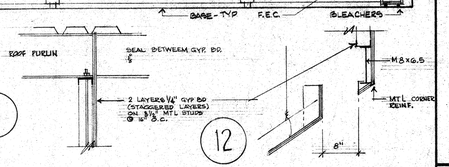


11 12

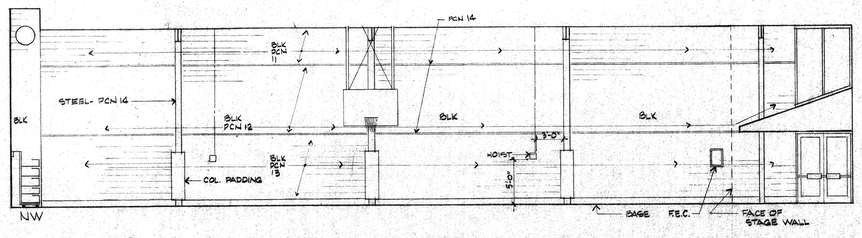


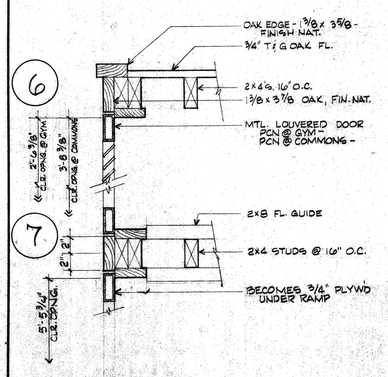


6 7

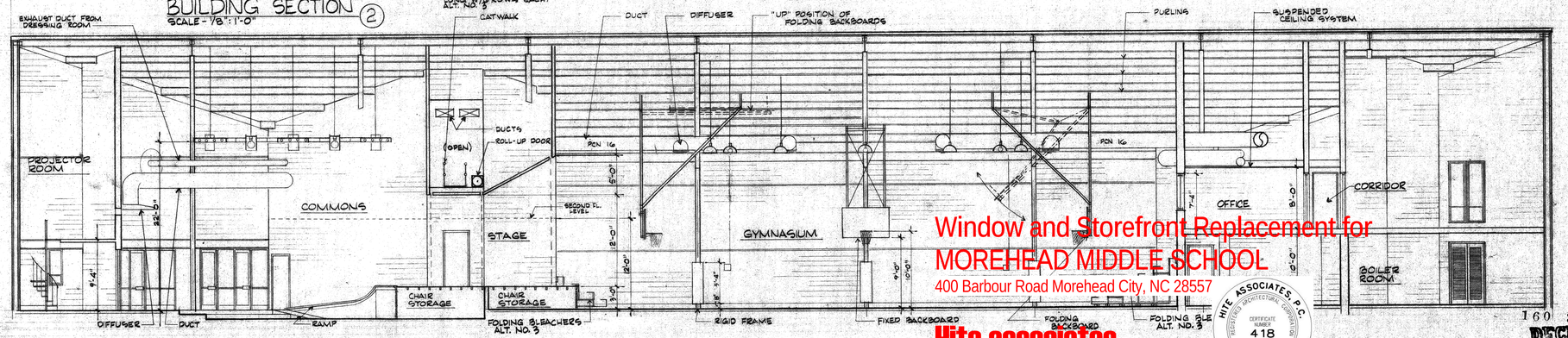


BUILDING SECTION 1
SCALE - 1/8" : 1'-0"

Window and Storefront Replacement for
MOREHEAD MIDDLE SCHOOL
400 Barbour Road Morehead City, NC 28557

Hite associates
ARCHITECTURE / PLANNING / TECHNOLOGY

HITE ASSOCIATES, P.A. REGISTERED ARCHITECTURAL CORPORATION CERTIFICATE NUMBER 418 STATE OF NORTH CAROLINA GREENVILLE

160 3690
RECEIVED
FEB 23 1977
DIVISION OF SCHOOL PLANNING

REGISTERED ARCHITECT JAMES B. WILLIS JR. 1409 NORTH CAROLINA Morehead City, N.C.

**james b willis jr / architect**
401 S 13TH STREET NUMBER ONE BOGUE SOUND PO BOX 808
MOREHEAD CITY NORTH CAROLINA 28557 919-726-7091

DRAWN BY BF CHECKED BY JW DATE 12/21/76 PROJECT DESIGNER

**GYMNASIUM SECTIONS 1/8" DETAILS**

JOB 75-2

SHEET NO. 18 OF 23

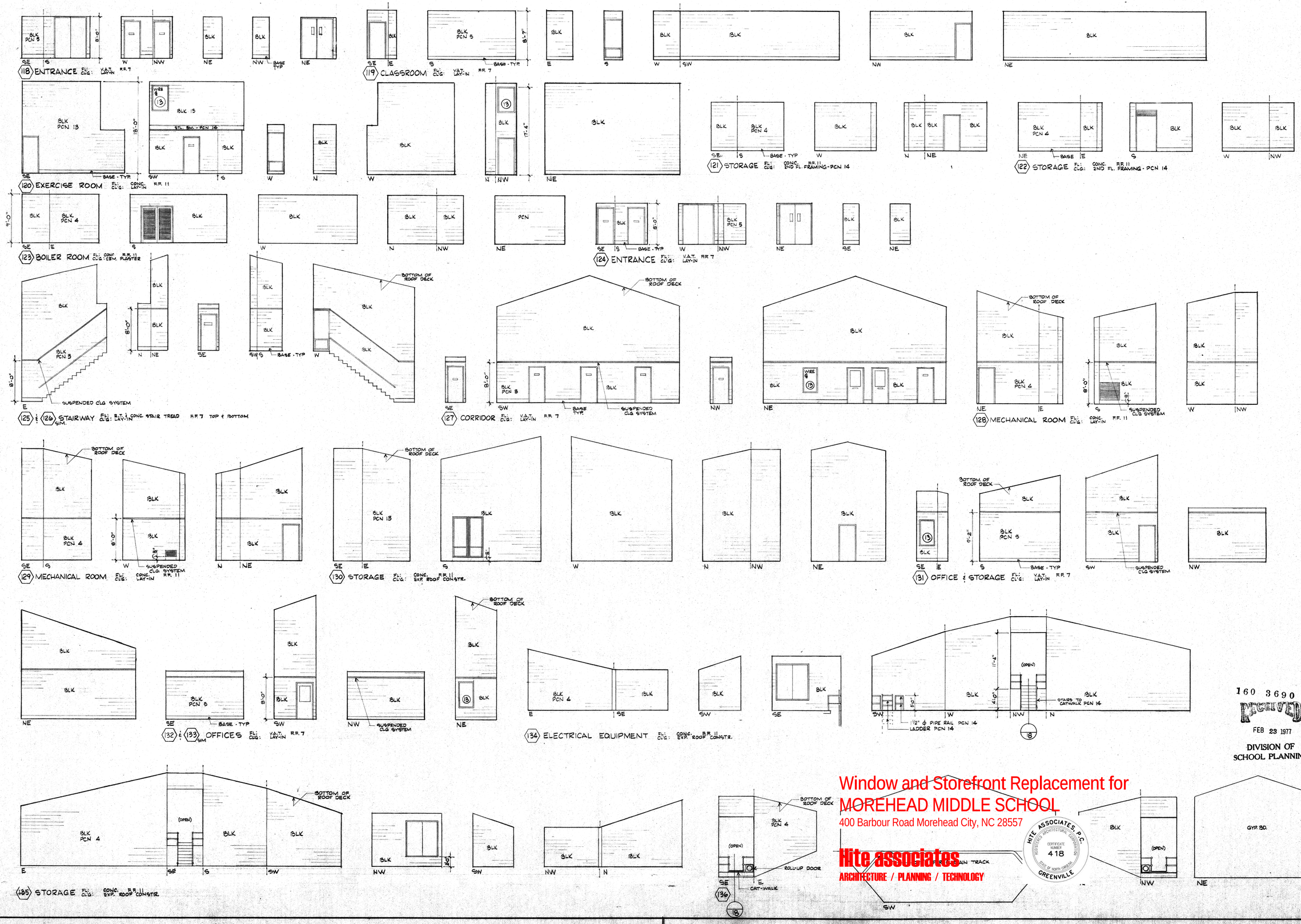


160 3690
RECEIVED
FEB 23 1977
DIVISION OF SCHOOL PLANNING

Window and Storefront Replacement for
MOREHEAD MIDDLE SCHOOL
400 Barbour Road Morehead City, NC 28557

Hite associates
ARCHITECTURE / PLANNING / TECHNOLOGY

HITE ASSOCIATES, P.C. REGISTERED ARCHITECTURAL CORPORATION CERTIFICATE NUMBER 418 STATE OF NORTH CAROLINA GREENVILLE

JAMES B. WILLIS JR. REGISTERED ARCHITECT 1409 NORTH CAROLINA


**james b willis jr / architect**
401 S 13TH STREET NUMBER ONE BOGUE SOUND PO BOX 808
MOREHEAD CITY NORTH CAROLINA 28557 919-726-7091


DRAWN BY BF CHECKED BY JW DATE 12/21/76 PROJECT DESIGNER

# GYMNASIUM & COMMONS INTERIOR ELEVATIONS 1/8

JOB 75.2

SHEET NO. 19 OF 23

## FOOTING SCHEDULE

| MARK | A | B | C | D | E |
|---|---|---|---|---|---|
| SIZE | 2'-8"x2'-8" | 3'-0"x3'-0" | 6'-8"x6'-8" | 4'-0"x4'-0" | |
| DEPTH | 12" | 12" | 16" | 12" | |
| REINF. E.W. | 3-#4 | 4-#4 | 8-#6 | 5-#4 | |
| ELEV. @ TOP OF FTG. | TYP. 15'-10" | TYP. 15'-10" | TYP. 15'-10" (J-8.2, J-10.1) 13'-10" (J-9.1) 16'-6" | TYP. 15'-10" | |

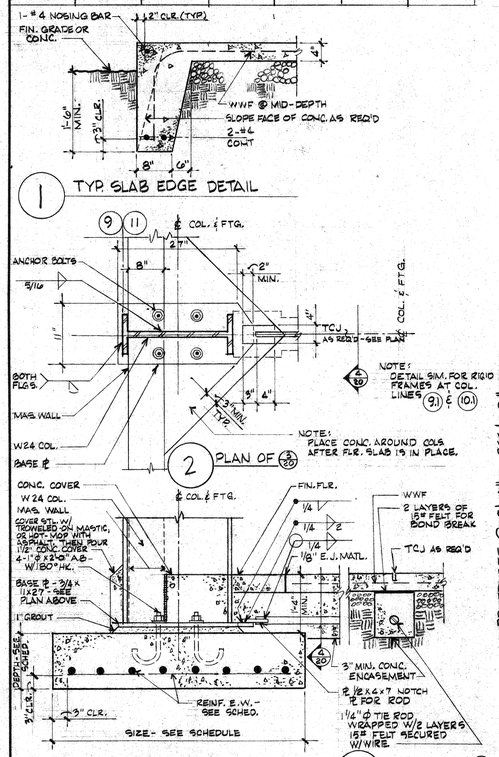


| TS COL. BASE ℙ SCHEDULE | |
|---|---|
| COL. | BASE ℙ |
| TS 4x4 | 3/4 x 10 x 4 |
| TS 6x6 | 3/4 x 12 x 12 |
| TS 8x8 | 3/4 x 16 x 14 |

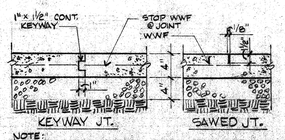


NOTE:
1. TYPE OF JOINT IS OPTIONAL WITH CONTRACTOR. SAWED JOINT SHALL BE MADE WITHIN 24 HOURS AFTER PLACING CONCRETE.
2. WHEN KEYWAY JOINT IS SELECTED THE SLAB SHALL BE PLACED IN A CHECKERBOARD PATTERN.
3. AT THE CONTRACTOR'S OPTION, A METAL PRE-FORMED JOINT OF APPROVED DESIGN WILL BE ACCEPTABLE AT EACH TCJ IN LIEU OF THE ABOVE JOINT TYPES.
4. WHERE SAWED JOINT WILL BE LEFT PERMANENTLY EXPOSED TO VIEW, FILL THE JOINT FLUSH WITH "SANDOX" FLEXIBLE JOINT SEALING COMPOUND MANUFACTURED BY W.R. MEADOWS, INC., OR EQUIVALENT.

7 TYP. CONTROL JOINT (TCJ) AT SLAB-ON-GRADE

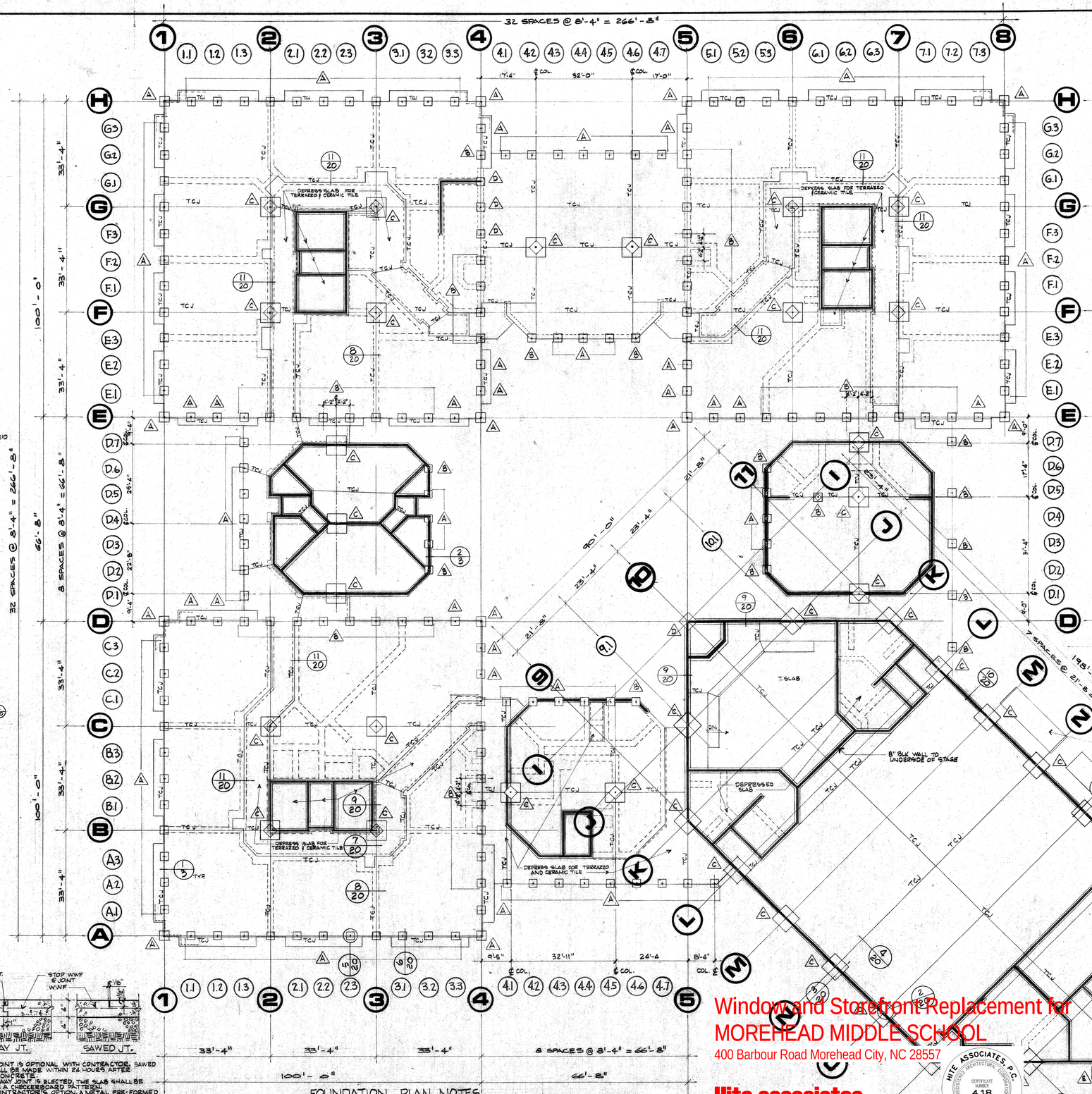


NOTE: USE KEYWAY OR PREMOLDED T&G JOINT MATL AT ALL TCJ'S WHICH OCCUR AT THICKENED SLABS

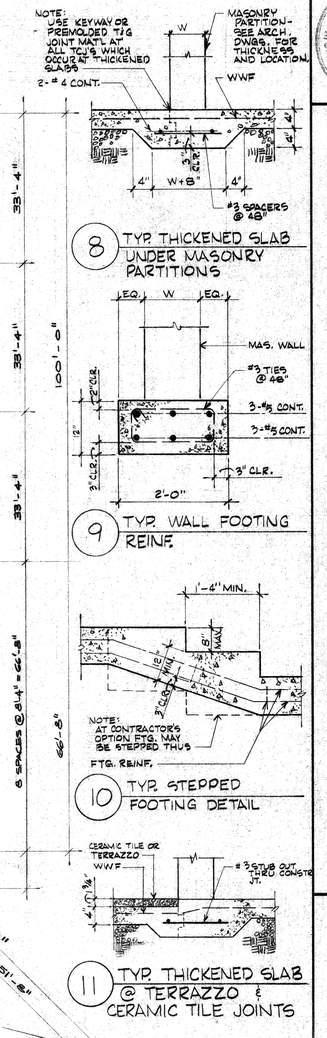


### FOUNDATION PLAN NOTES

1. SEE DETAILS FOR TOP OF COL. & WALL FTG. BELOW FIN. FLR.
2. SEE ARCH. DWGS. FOR LOCATION OF FLOOR FINISHES REQUIRING DEPRESSED FLOOR SLABS AND FOR LOCATION OF MASONRY PARTITIONS ON THICKENED SLABS.
3. SEE ARCH. DWGS. FOR LOCATION OF MASONRY WALLS NOT DIMENSIONED.
4. ALL SLABS SHALL BE 4" THICKNESS, U.O.N.
5. ALL SLABS SHALL BE PLACED OVER VAPOR BARRIOR AND 4" COMPACTED STONE AND REINFORCED W/6x6 - W1.4 x W1.4 WWF, U.O.N.
6. FIN. FLOOR ELEV. = 17.16, U.O.N.

Window and Storefront Replacement for
MOREHEAD MIDDLE SCHOOL
400 Barbour Road Morehead City, NC 28557

Hite associates
ARCHITECTURE / PLANNING / TECHNOLOGY
HITE ASSOCIATES, P.C. REGISTERED ARCHITECTURE CORPORATION CERTIFICATE NUMBER 418 STATE OF NORTH CAROLINA GREENVILLE

160 3690
RECEIVED
FEB 23 1977
DIVISION OF SCHOOL PLANNING

james b willis jr / architect
401 S 13TH STREET NUMBER ONE BOGUE SOUND PO BOX 808
MOREHEAD CITY NORTH CAROLINA 28557 919-726-7091

DRAWN BY BF JG CHECKED BY JW DATE 12/21/76 PROJECT DESIGNER

# FOUNDATION PLAN 1/16"
# DETAILS 3/4"
# FOOTING SCHEDULE

JOB 75-2

SHEET NO. 20 OF 23

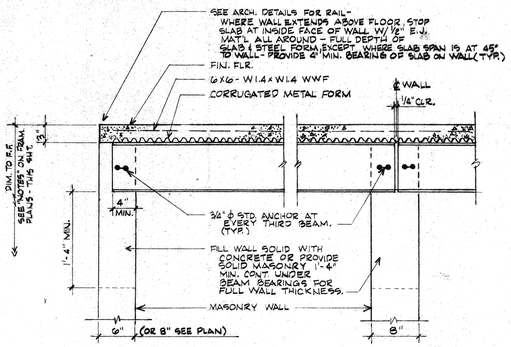


1 TYP. FLOOR BEAM BEARING DETAIL @ MASONRY WALLS

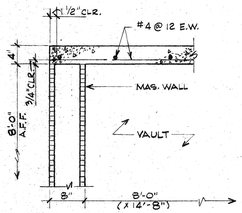


2 TYP. VAULT ROOF SLAB REINF.

## GENERAL NOTES

A. FOUNDATIONS
1. MAXIMUM ALLOWABLE SOIL PRESSURE = 1000 PSF (WALL FOOTINGS) AND 1500 PSF (COLUMN FOOTINGS).
2. PLACE CONCRETE FOR WALL FOOTINGS MONOLITHICALLY WITH COLUMN FOOTINGS. CONSTRUCTION JOINTS IN WALL FOOTINGS SHALL BE MADE ONLY MIDWAY BETWEEN COLUMN FOOTINGS AND AT LEAST TWO FEET FROM THE INTERSECTION WITH ANOTHER WALL FOOTING.
3. ALL VERTICAL SURFACES FOR GRADE BEAMS, SLABS, FOOTINGS AND OTHER CONCRETE MEMBERS IN CONTACT WITH EARTH SHALL BE FORMED WITH WOOD OR METAL FORMING MATERIALS TO THE DIMENSIONS AS SHOWN ON THE DRAWINGS.

B. CONCRETE
1. CONCRETE WORK SHALL CONFORM TO "BUILDING CODE REQUIREMENTS FOR REINFORCED CONCRETE," ACI 318-71, INCLUDING SUPPLEMENTS.
2. PLACE 1/2" EXPANSION JOINT MATERIAL BETWEEN EDGES OF SLABS AND VERTICAL SURFACES UNLESS OTHERWISE NOTED. AT SLABS OVER JOISTS THE JOINT MATERIAL SHALL BE THE FULL DEPTH OF THE SLAB AND METAL FORMS.
3. CHAMFER EXPOSED EDGES OF CONCRETE 3/4" UNLESS OTHERWISE NOTED.

C. REINFORCING STEEL
1. WELDED WIRE FABRIC SHALL CONFORM TO ASTM A 185.
2. REINFORCING STEEL TO BE PLACED SHALL BE REVIEWED BY THE ARCHITECT PRIOR TO PLACING CONCRETE.
3. PROVIDE BARS AT CORNERS AND INTERSECTIONS OF THE SAME NUMBER AND SIZE AS LONGITUDINAL BARS IN FOOTINGS, GRADE BEAMS AND WALLS.
4. PLACE 6"x6" - W1.4 x W1.4 WELDED WIRE FABRIC AT CENTER OF SLABS-ON-GRADE UNLESS OTHERWISE NOTED.
5. FABRICATE CONTINUOUS BARS IN FOOTINGS AND GRADE BEAMS TO LONGEST PRACTICABLE LENGTH.

D. STRUCTURAL STEEL
ANCHOR BOLT LENGTHS SHOWN ON THE DRAWINGS SHALL INCLUDE HOOKS OF NOT LESS THAN 3" IN LENGTH. PROVIDE ONE NUT AND ONE WASHER WITH EACH ANCHOR BOLT UNLESS OTHERWISE NOTED.

E. STEEL ROOF DECK
1. 1/2" STEEL DECK OVER THE GYMNASIUM WING SHALL BE 1 1/2" IN DEPTH, 22 GAUGE, WIDE RIB, ZINC COATED, "ROOLTOPPER" AS MANUFACTURED BY NUMAR OVERSON CONSTRUCTION PRODUCTS COMPANY, OR EQUIVALENT WITH A NOISE REDUCTION FACTOR OF 0.70 OR BETTER.
2. ALL OTHER STEEL DECK SHALL BE 1 1/2" IN DEPTH, 20 GAUGE, WIDE RIB, AND SHALL BE ZINC COATED.

F. CORRUGATED STEEL FORMS
1. USE 28 GAUGE, CORRUGATED STEEL FORMS, GALVANIZED, WITH NOMINAL 9/16" CORRUGATION DEPTH, AT SECOND FLOOR AREAS OVER JOISTS.
2. FURNISH A MINIMUM OF 25 WELDING WASHERS PER 100 SQUARE FEET OF FORMS AND ATTACH SHEETS BY PLUG WELDING THE SHEETS AS FOLLOWS:
A. END LAPS - WELD IN VALLEY OF SIDE LAPS AND MIDDLE OF SHEET (MIN. OF THREE WELDS AT EACH END OF SHEET).
B. INTERMEDIATE SUPPORTS - WELD IN VALLEY OF SIDE LAPS ON EVERY OTHER JOIST AND IN THE VALLEY OF THE CENTER CORRUGATION ON THE REMAINING JOISTS (X-PATTERN).
3. TO PREVENT THE LEAKAGE OF CONCRETE AT SIDE LAPS, PLACE CONCRETE IN THE OPPOSITE DIRECTION TO WHICH THE SHEETS WERE ERECTED SO THAT TOP SHEET RECEIVES WEIGHT OF CONCRETE FIRST.

H. DESIGN LIVE LOADS
STRUCTURAL MEMBERS ARE DESIGNED FOR FULL DEAD LOADS AND THE FOLLOWING LIVE LOADS:
1. ROOF 20 PSF
2. WIND 40 PSF
3. MECHANICAL EQUIPMENT ROOMS 150 PSF

I. CONSTRUCTION SAFETY
THESE DRAWINGS DO NOT CONTAIN NECESSARY COMPONENTS FOR SAFEY DURING CONSTRUCTION.

### LINTEL SCHEDULE

| OPENING | LINTEL | | BEARING |
|---|---|---|---|
| 0'-0" TO 1'-4" | 1 PL - 3/8 x 3 1/2 | * | 8" |
| 1'-4" TO 4'-0" | 1 L - 3 1/2 x 3 1/2 x 5/16 | * | 8" |
| 4'-0" TO 6'-8" | 1 L - 4 x 3 1/2 x 5/16 | * | 8" |
| 6'-8" TO 8'-0" | 1 L - 5 x 3 1/2 x 5/16 | * | 8" |

* PER 4" OF WALL THICKNESS

NOTE:
ALL UNSCHEDULED OPENINGS INCLUDING OPENINGS FOR MECHANICAL WORK SHALL BE PROVIDED WITH LINTELS IN ACCORDANCE WITH THIS SCHEDULE. USE THE FOLLOWING N.C. CONCRETE MASONRY ASSOCIATION STYLES OF LINTEL BLOCK: NCMA - #6B16-59, #9B16-59, #12B16-59.

| OPENING | 5 5/8" OR 7 5/8" WALL | 11 5/8" WALL | BEARING |
|---|---|---|---|
| 2'-0" TO 4'-0" | 7 5/8, 2-#3, 2-#3 | 2-#3, 2-#3 | 8" |
| 4'-0" - 5'-4" | 7 5/8, 2-#4, 2-#5 | 2-#4, 3-#4 | 8" |
| 5'-4" TO 8'-0" | 7 5/8, 2-#5, 2-#6 | 2-#5, 3-#5 | 16" |

REQUIRED LINTELS NOT OTHERWISE INDICATED ON THE DRAWINGS SHALL BE AS SHOWN IN THE ABOVE SCHEDULE.

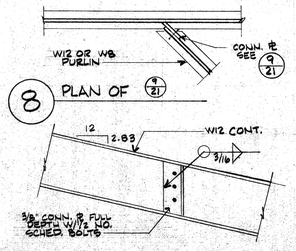


8 PLAN OF 9/21

9 TYP. SKEWED CONN. DETAIL

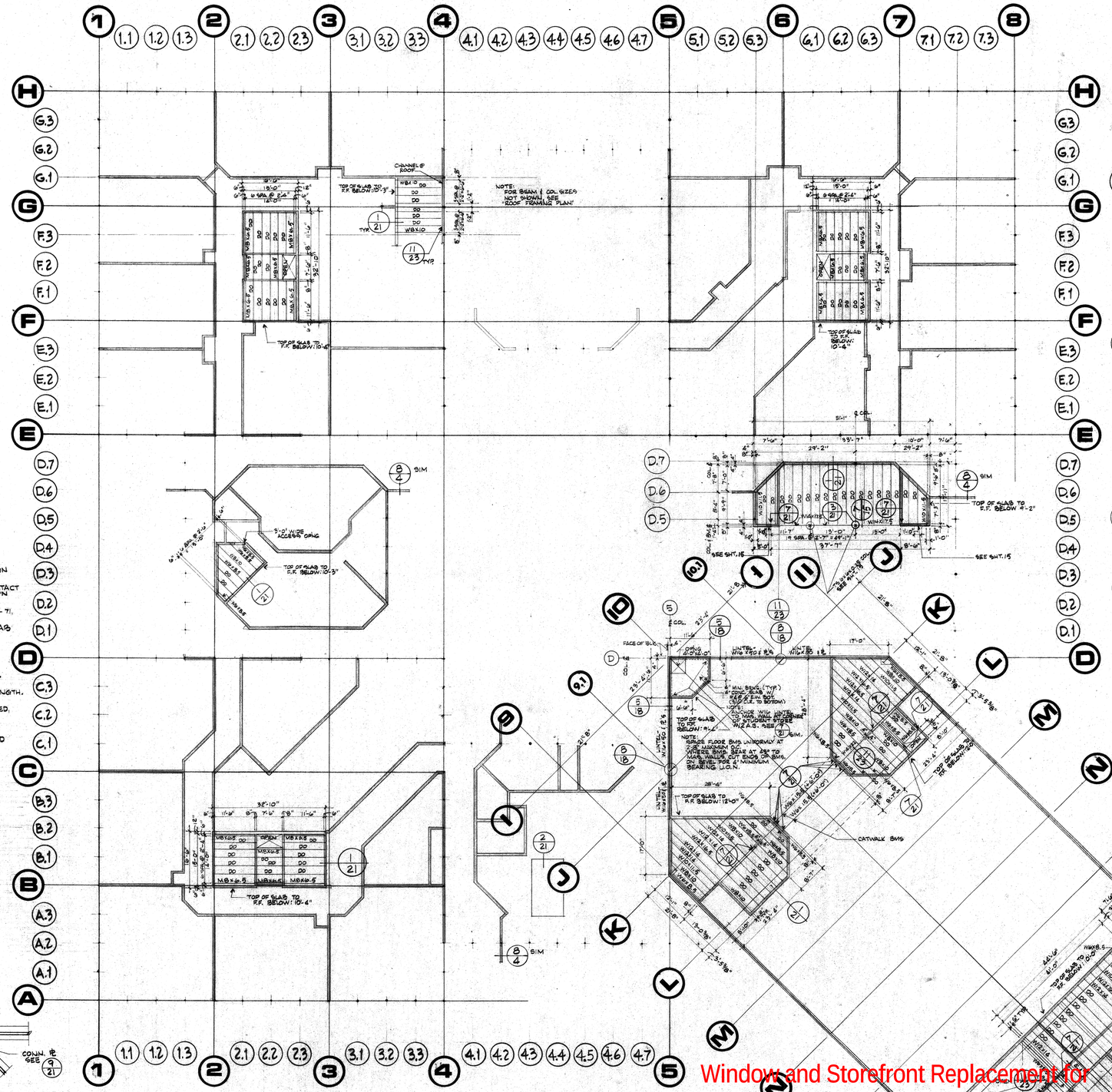


PLAN NOTES
1. SEE ARCH. FLR. PLANS FOR LOCATION OF WALLS AT FLR. FRAMING AND FOR DIMENSIONS NOT SHOWN.
2. TOP OF STEEL IS 3" BELOW FIN. FLR. U.O.N. THUS: (3X'-X"). SEE ARCH. DRAWINGS FOR FIN. FLR. ELEV.
3. SEE ARCH. DRAWINGS FOR LOCATION AND ELEVATION OF LINTELS.
4. ALL LOAD-BEARING MAS. WALLS ARE SHOWN. SEE ARCH. DRAWINGS FOR LOCATION OF MAS. PARTITIONS NOT SHOWN.
5. DARKENED PARTITIONS SHOWN ON THIS PLAN ARE CONTINUOUS FROM FINISHED FLR. TO THE UNDERSIDE OF ROOF FRAMING BEAMS OR THE UNDERSIDE OF METAL ROOF DECK. PROVIDE NEOPRENE CORRUGATION CLOSURES WHERE WALLS MEET MTL. DECK.

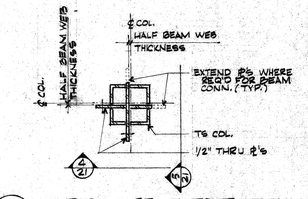


3 TYPICAL BEAM TO TS COL. CONN. @ FLOORS

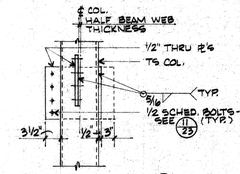


4 ELEVATION OF 5/21

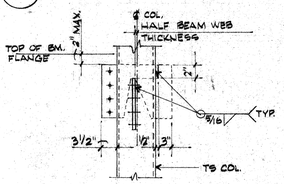


5 ELEVATION OF 3/21

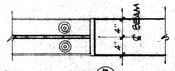


6 PLAN OF 7/21

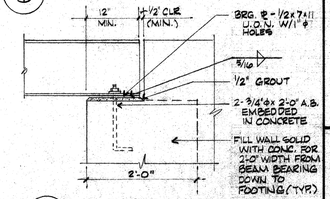


7 TYP. BEAM BEARING DETAIL @ WALLS

Window and Storefront Replacement for
MOREHEAD MIDDLE SCHOOL
400 Barbour Road Morehead City, NC 28557

**Hite associates**
ARCHITECTURE / PLANNING / TECHNOLOGY

HITE ASSOCIATES, P.C. ARCHITECTURE / PLANNING CERTIFICATE NUMBER 418 STATE OF NORTH CAROLINA GREENVILLE

160 3690
RECEIVED
FEB 23 1977
DIVISION OF SCHOOL PLANNING


**james b willis jr / architect**
401 S 13TH STREET NUMBER ONE BOGUE SOUND PO BOX 808
MOREHEAD CITY NORTH CAROLINA 28557 919-726-7091


DRAWN BY BF JW CHECKED BY JW DATE 12/21/76 PROJECT DESIGNER

# 2ND FLOOR FRAMING PLAN
## DETAILS 3/4"
## LINTEL SCHEDULE

JOB 75-2

SHEET NO. 21 OF 23

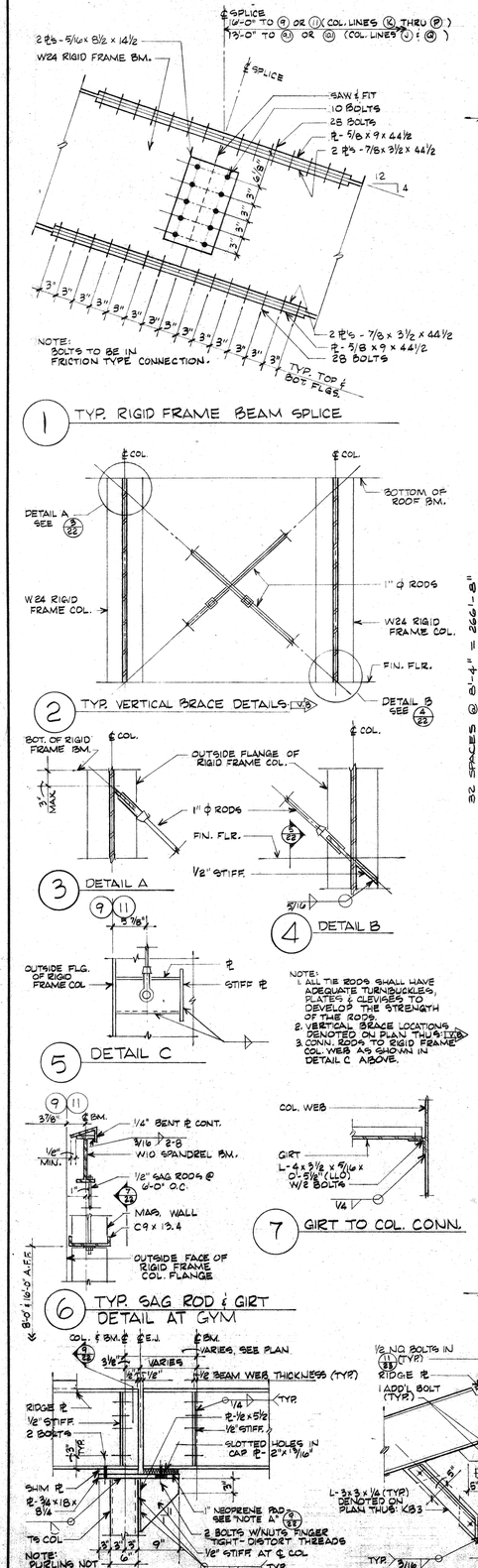


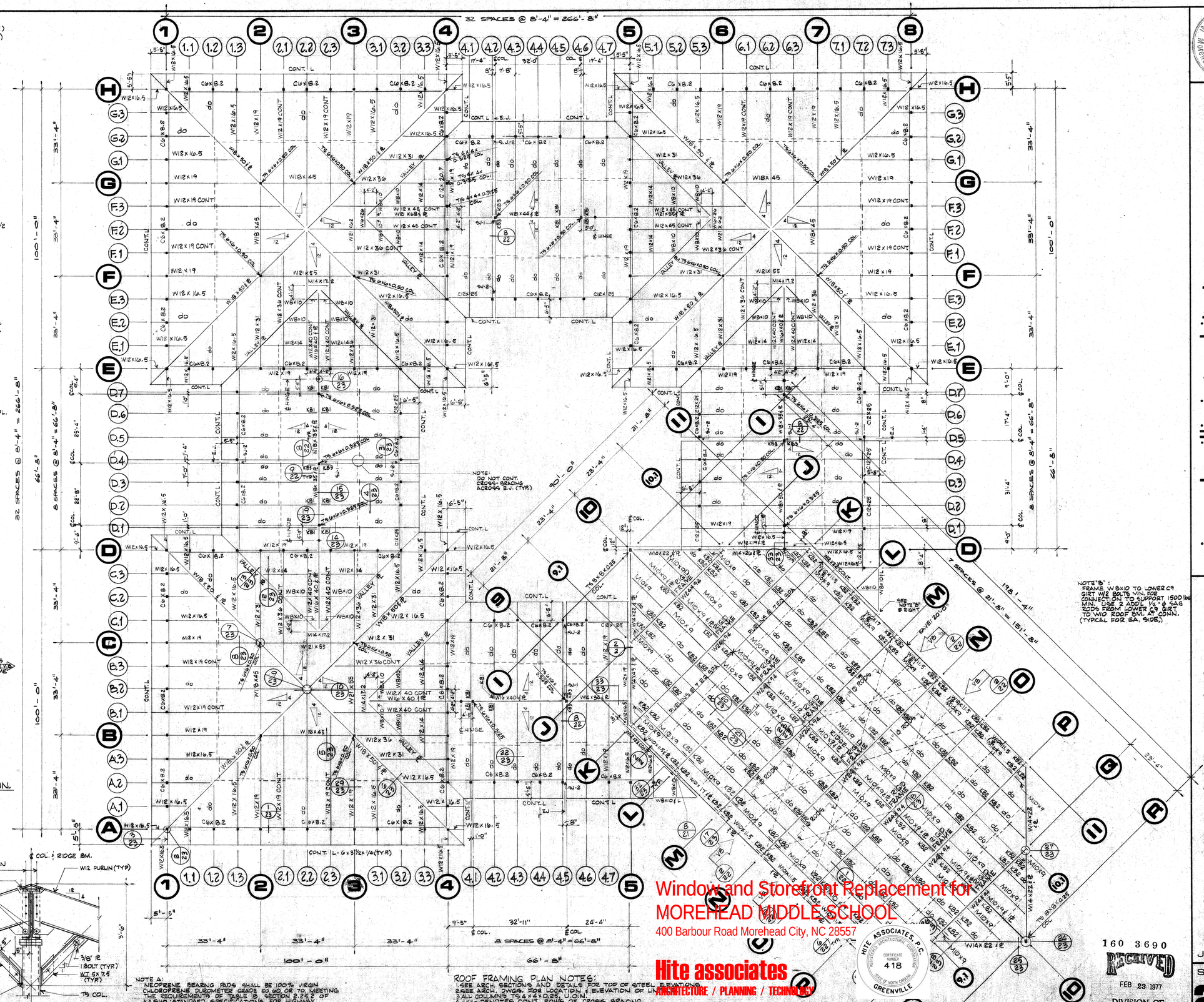


NOTE A:
NEOPRENE BEARING PADS SHALL BE 100% VIRGIN CHLOROPRENE DUROMETER GRADE 50 60 OR 70, MEETING THE REQUIREMENTS OF TABLE B, SECTION 2.25.2 OF AASHO STANDARD SPECIFICATIONS FOR HIGHWAY BRIDGES, 1973.
CONTRACTOR TO FURNISH MANUFACTURER'S CERTIFICATION TO THE ARCHITECT FOR REVIEW.

ROOF FRAMING PLAN NOTES:
1. SEE ARCH. SECTIONS AND DETAILS FOR TOP OF STEEL ELEVATIONS.
2. SEE ARCH. DWGS. FOR LOCATION & ELEVATION OF LINE.
3. ALL COLUMNS TS 4x4x0.25, U.O.N.
4. ---- DENOTES CONT. ROWS OF CROSS BRACING.
5. SEE ARCH. AND MECH. DWGS. FOR LOCATION OF ROOF OPENINGS.
6. AT HORIZ. CROSS BRACING ROOS PROVIDE TURNBUCKLES AND SLOT PURLIN WEBS FOR RODS TO PASS.
7. V.B. DENOTES LOCATION OF VERTICAL BRACE.

Window and Storefront Replacement for
MOREHEAD MIDDLE SCHOOL
400 Barbour Road Morehead City, NC 28557

Hite associates
ARCHITECTURE / PLANNING / TECHNOLOGY

HITE ASSOCIATES, P.C. CERTIFICATE NUMBER 418 STATE OF NORTH CAROLINA GREENVILLE

160 3690
RECEIVED
FEB 23 1977
DIVISION OF SCHOOL PLANNING

JAMES B. WILLIS, JR. REGISTERED ARCHITECT 1409 NORTH CAROLINA Morehead City, N.C.

**james b willis jr / architect**
401 S 13TH STREET NUMBER ONE BOGUE SOUND PO BOX 808
MOREHEAD CITY NORTH CAROLINA 28557 919-726-7091

DRAWN BY BF JR CHECKED BY JW DATE 12/21/76 PROJECT DESIGNER

# ROOF FRAMING PLAN 1/16" RIGID FRAME SCHEDULE DETAILS 3/4"

JOB 75-2

SHEET NO. 22 OF 23